


seit 1964

HASENKOPF
INDUSTRIE
MANUFAKTUR



PREFORMS
SOLID SURFACE MATERIAL



+



MADE TO ORDER PRODUCTION

Hasenkopf is craftsmanship. For more than half a century, the company has been manufacturing distinctive unique pieces and fulfilling its customers' individual requests, however unusual. Hasenkopf see itself as a manufactory because – now more than ever – this term stands for excellent craftsmanship, reliable quality and tailor-made perfection.

SERIES PRODUCTION

Hasenkopf is industry. With more than 200 employees, 22,000 m² production space and state-of-the-art technology, tailor-made production is also possible in series production. This is what the »Industrie Manufaktur« (Industrial Manufactory) in the company's name stands for. Because Hasenkopf offers its customers all the benefits of industrial production, such as fast order processing, efficiency and »just in time« delivery.

SOLID SURFACE MATERIAL

EVERYTHING IS POSSIBLE

Solid surface is an innovative, acrylic-based material which is the right choice for a number of areas of life and work thanks to its excellent material characteristics. Solid surface impresses with elegant shapes, hygienic surfaces and its velvety feel. It delights craftsmen and architects equally.

With the solid surface material MIRAKLON®, which we have developed ourselves, and the casting process, we offer an extensive range of moulded parts for the sanitary sector. In addition to our series products, we can use our conventional two and three-dimensional processing methods to bring solid surface into almost any shape for many other applications, for example for kitchens, counters and furniture. Almost everything is possible with solid surface.

TABLE OF CONTENTS

SANITARY	S. 6
Washbasins	S. 8
Shower trays	S. 42
Bathtubs	S. 60
WORKSPACE	S. 74
Sinks	S. 76

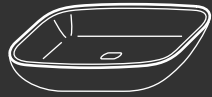




SANITARY

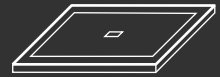
WASHBASINS

[S.8]



SHOWER TRAYS

[S.42]



BATHTUBS

[S. 60]

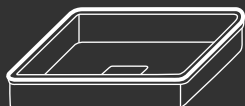




CAST MIRAKLON® WASHBASINS

FMP
PURISTIC SHAPES

[S. 10]



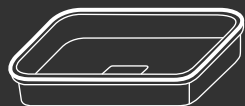
FMR 5
PURISTIC SHAPES
WITH RADIUS 50

[S. 14]



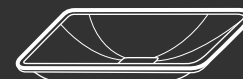
FMR 10
PURISTIC SHAPES
WITH RADIUS 100

[S. 16]



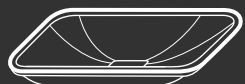
FMS 2
SOFT SHAPES
WITH RADIUS 20

[S. 18]



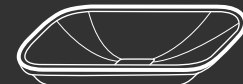
FMS 5
SOFT SHAPES
WITH RADIUS 50

[S. 20]



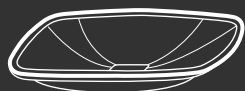
FMS 10
SOFT SHAPES
WITH RADIUS 100

[S. 22]



FMT
WAISTED SHAPES

[S. 24]



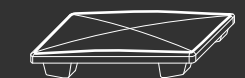
FMW
WAVE SHAPES

[S. 26]



SYSTEM WITH
COVERED DRAIN

[S. 28]



THERMOFORMED FONTANA WASHBASINS

FONTANA FR
ROUND SHAPES

[S. 30]



FONTANA FO
OVAL SHAPES

[S. 32]



FONTANA FCU
CURVA

[S. 34]



FONTANA FP
PURISTIC SHAPES

[S. 36]



FONTANA FW
WAVE SHAPES

[S. 38]



FONTANA
FOB, FS & FG
SPECIAL BASINS
AND BABY BATHS

[S. 40]



MIRAKLON® FMP

PURISTIC SHAPES

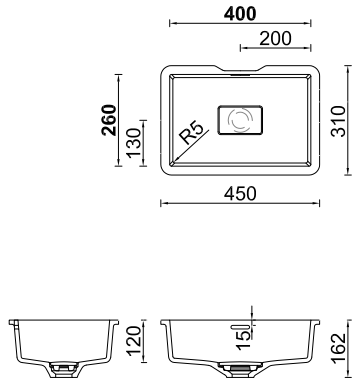


DETAILS

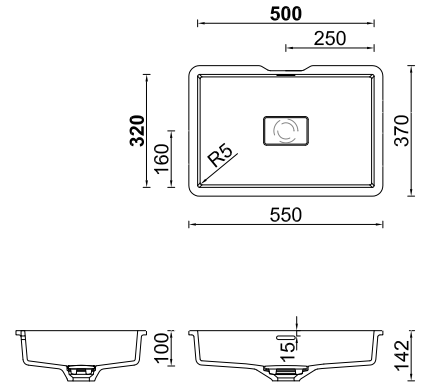
- › cast subsurface-mounted Miraklon® washbasin from Hasenkopf
- › available with or without overflow
- › suitable for common 1¼ inch drain fittings (on site)
- › with covered drain (centre), removable drain cover
- › dimensions of drain cover (W/D): 120 x 75 mm
- › dimensions of drain cover (W/D) for FMP-90-37, FMP-110-32, FMP-110-37, FMP-140-37: 160 x 75 mm
- › DXF data at www.hasenkopf.de/en/downloads

COLOURS

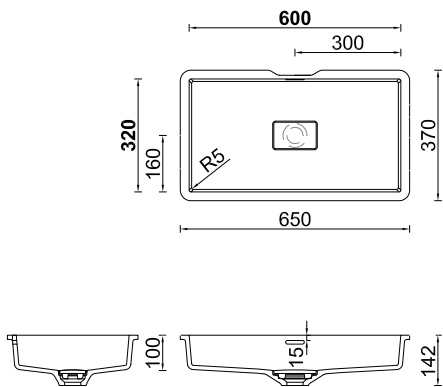
- › Miraklon® Edelweiss matching Corian Glacier White
- › Miraklon® Modern White matching Corian Designer White
- › Miraklon® Classic White matching Hi-Macs Alpine White



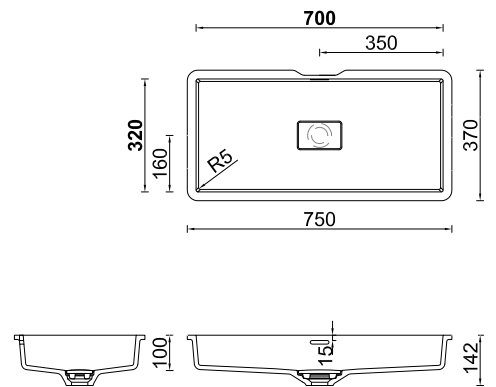
FMP-40-26



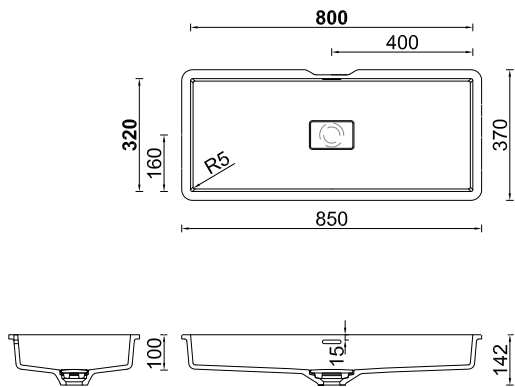
FMP-50-32



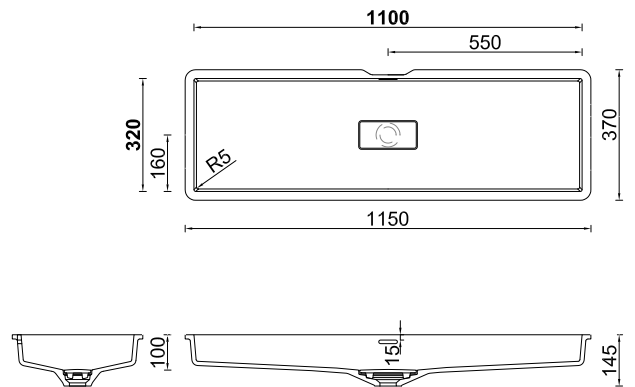
FMP-60-32



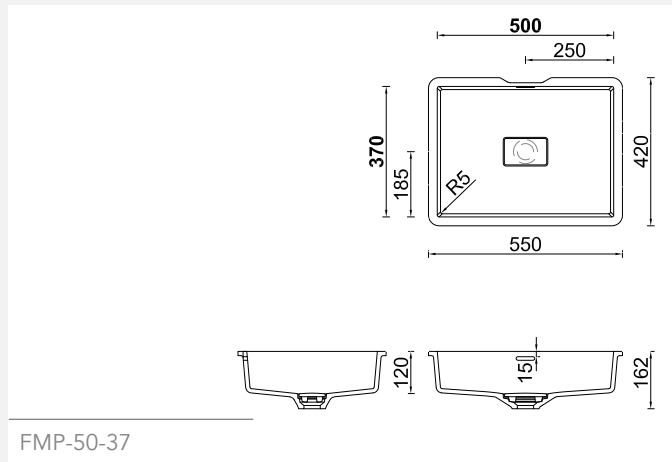
FMP-70-32



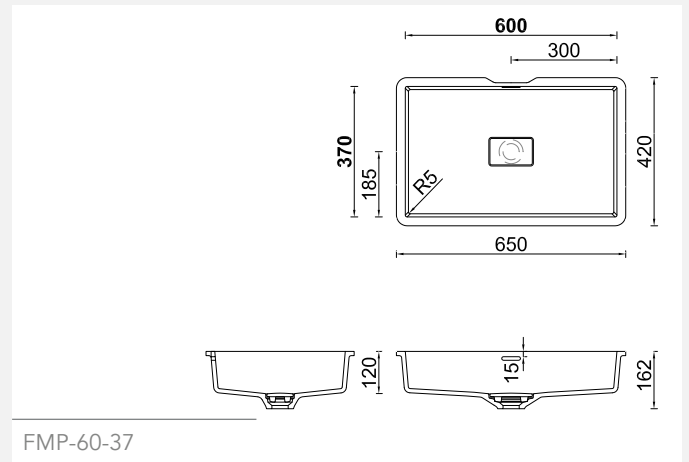
FMP-80-32



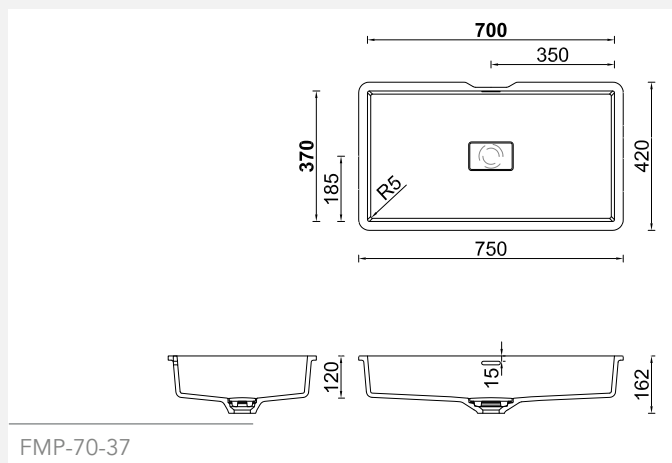
FMP-110-32



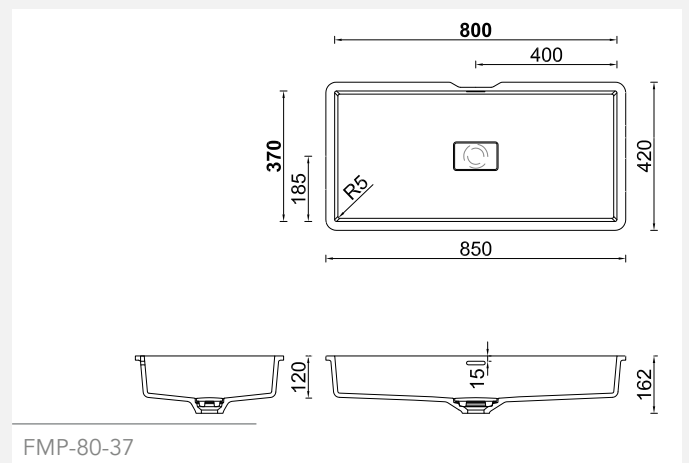
FMP-50-37



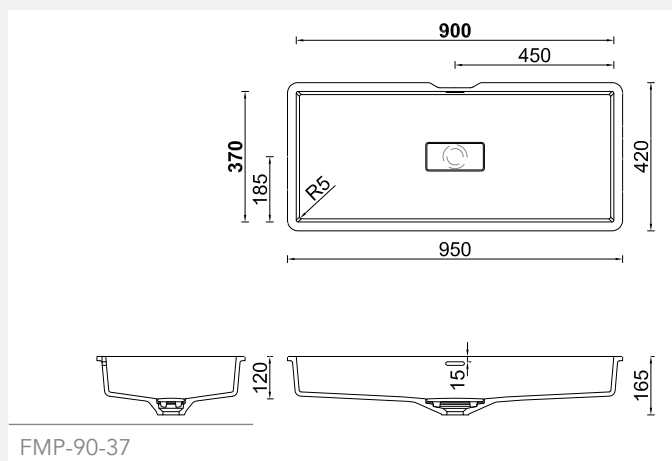
FMP-60-37



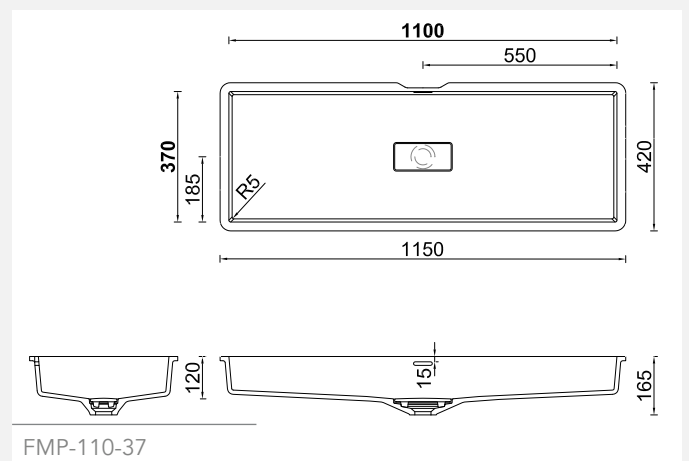
FMP-70-37



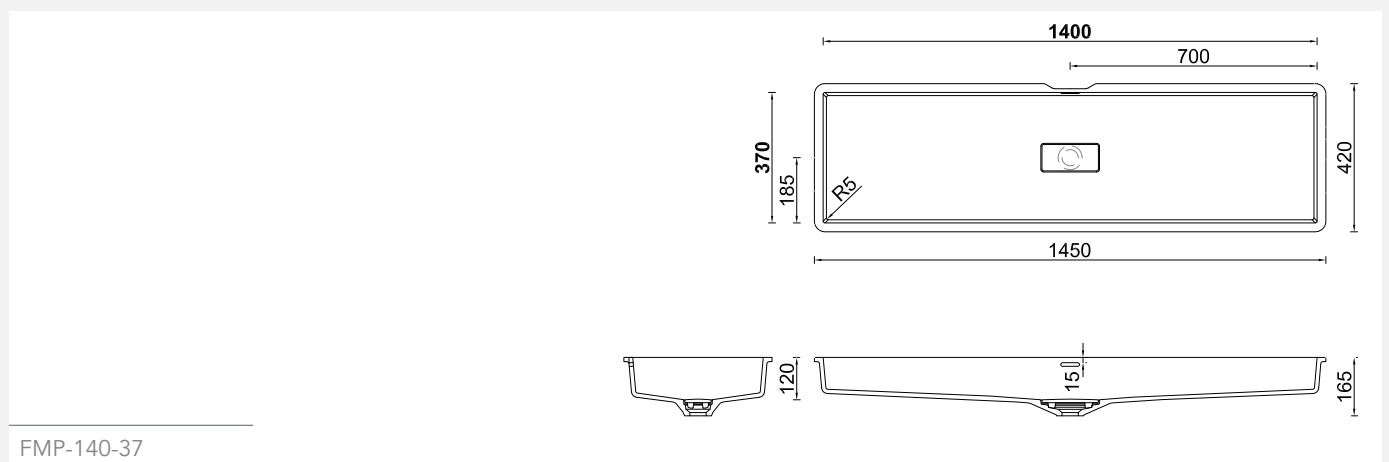
FMP-80-37



FMP-90-37



FMP-110-37



FMP-140-37



MIRAKLON® FMR 5 PURISTIC SHAPES

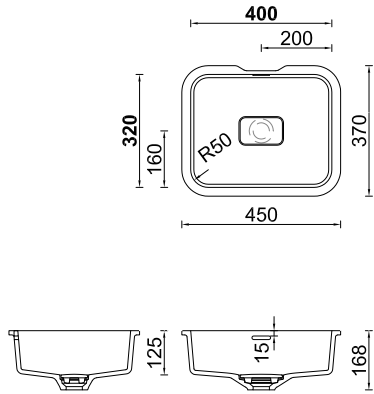


DETAILS

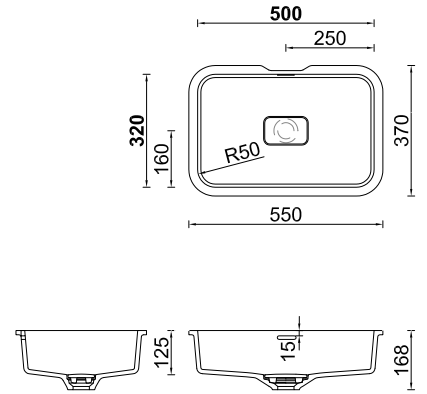
- › cast subsurface-mounted Miraklon® washbasin from Hasenkopf
- › available with or without overflow
- › suitable for common 1¼ inch drain fittings (on site)
- › with covered drain (centre), removable drain cover
- › dimensions of drain cover (W/D): 120 x 75 mm
- › dimensions of drain cover (W/D) for FMR5-100-37: 160 x 75 mm
- › DXF data at www.hasenkopf.de/en/downloads

COLOURS

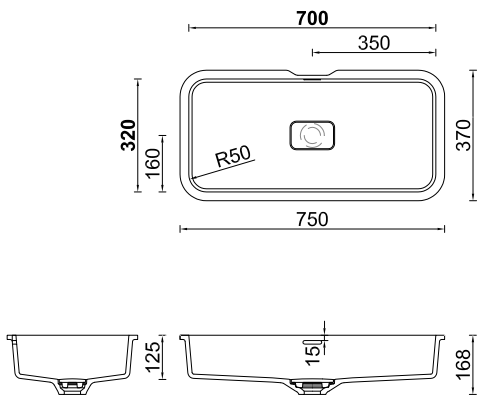
- › Miraklon® Edelweiss matching Corian Glacier White
- › Miraklon® Modern White matching Corian Designer White
- › Miraklon® Classic White matching Hi-Macs Alpine White



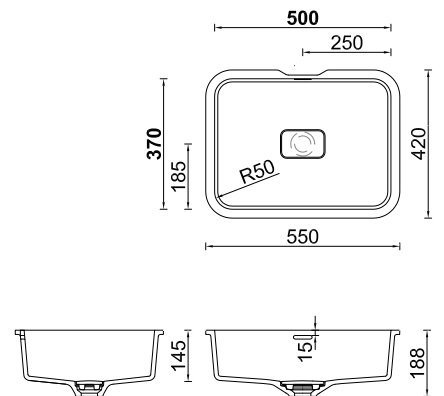
FMR5-40-32



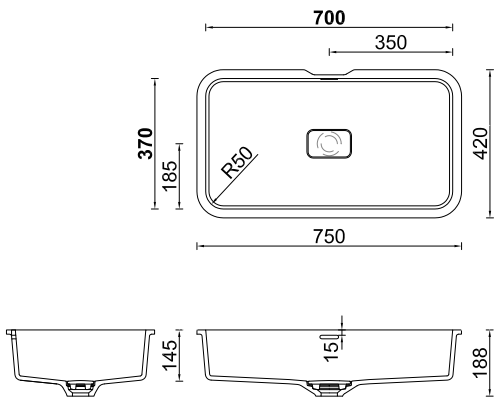
FMR5-50-32



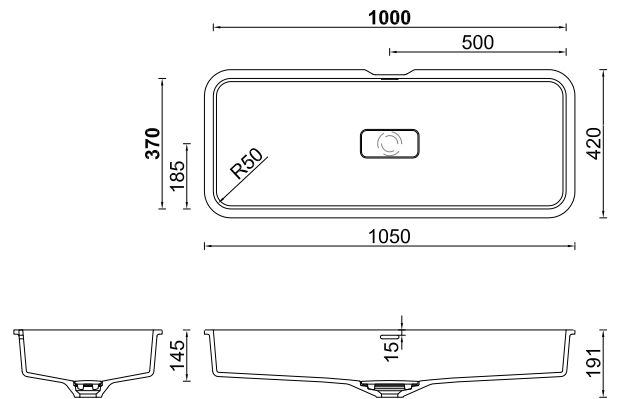
FMR5-70-32



FMR5-50-37



FMR5-70-37



FMR5-100-37

MIRAKLON® FMR 10

PURISTIC SHAPES

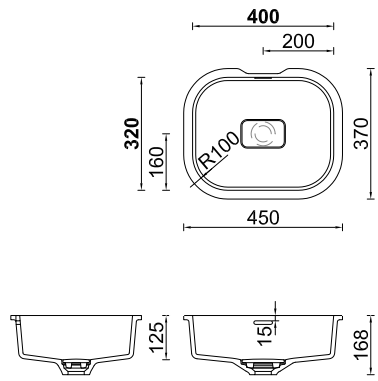


DETAILS

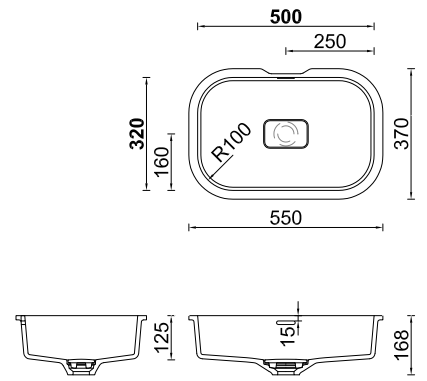
- › cast subsurface-mounted Miraklon® washbasin from Hasenkopf
- › available with or without overflow
- › suitable for common 1¼ inch drain fittings (on site)
- › with covered drain (centre), removable drain cover
- › dimensions of drain cover (W/D): 120 x 75 mm
- › dimensions of drain cover for FMR10-100-37 (W/D): 160 x 75 mm
- › DXF data at www.hasenkopf.de/en/downloads

COLOURS

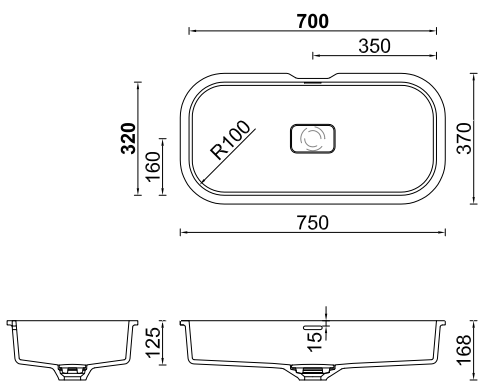
- › Miraklon® Edelweiss matching Corian Glacier White
- › Miraklon® Modern White matching Corian Designer White
- › Miraklon® Classic White matching Hi-Macs Alpine White



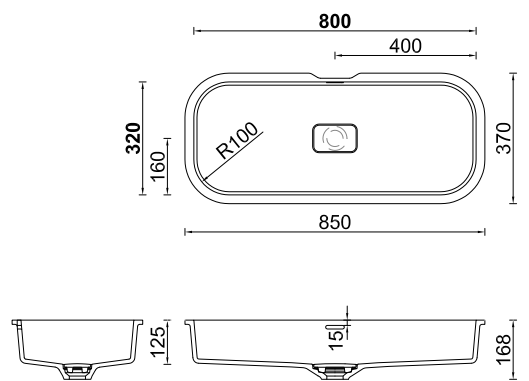
FMR10-40-32



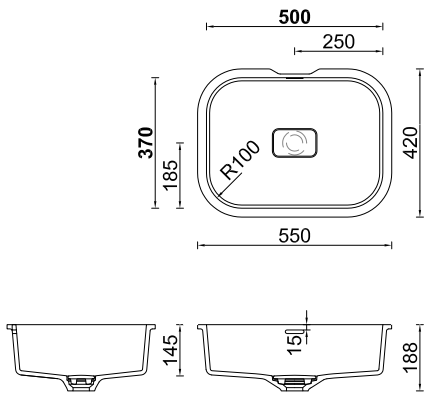
FMR10-50-32



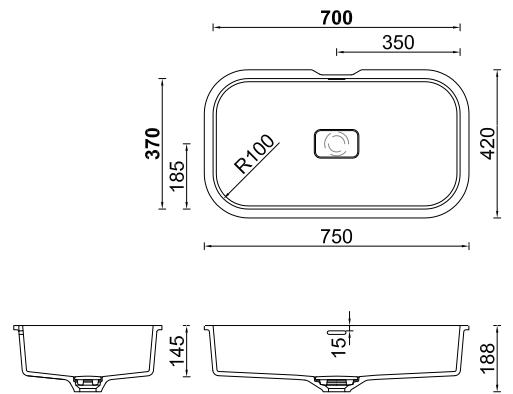
FMR10-70-32



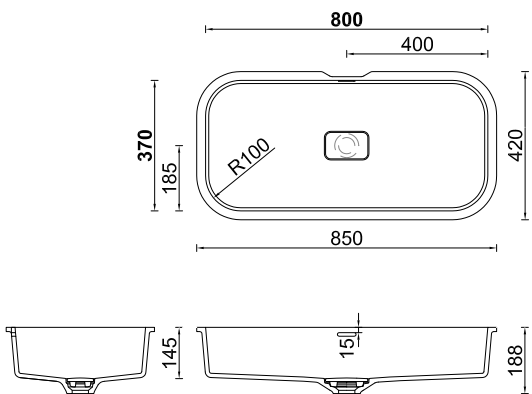
FMR10-80-32



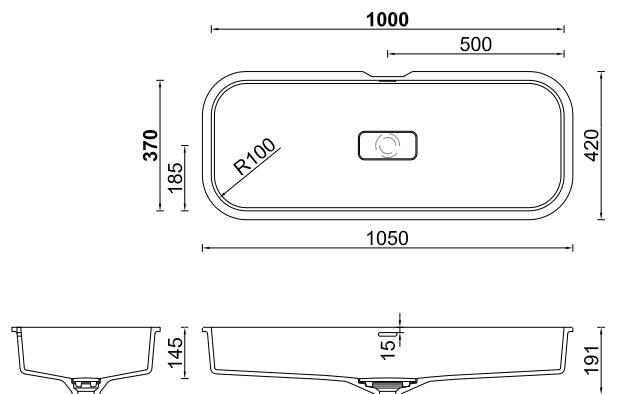
FMR10-50-37



FMR10-70-37



FMR10-80-37



FMR10-100-37

MIRAKLON® FMS 2 SOFT SHAPES

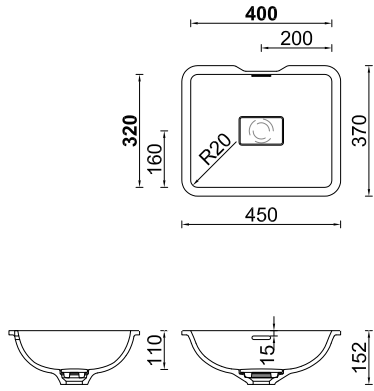


HINWEISE

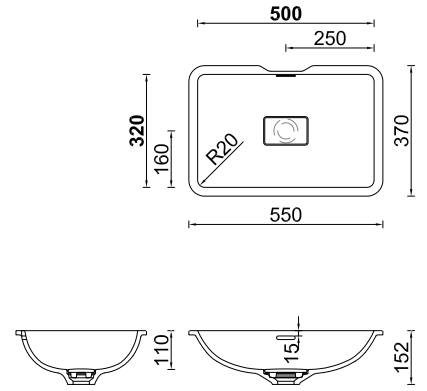
- › cast subsurface-mounted Miraklon® washbasin from Hasenkopf
- › available with or without overflow
- › suitable for common 1¼ inch drain fittings (on site)
- › with covered drain (centre), removable drain cover
- › dimensions of drain cover (W/D): 120 x 75 mm
- › dimensions of drain cover (W/D) for FMS2-100-37: 160 x 75 mm
- › DXF data at www.hasenkopf.de/en/downloads

COLOURS

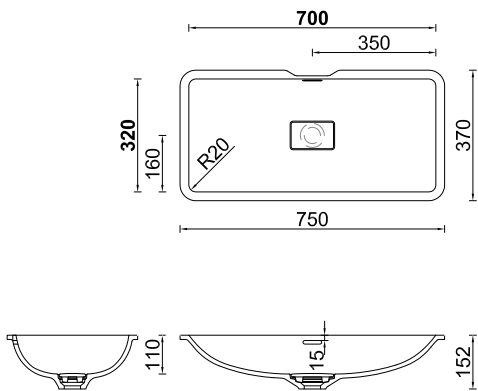
- › Miraklon® Edelweiss matching Corian Glacier White
- › Miraklon® Modern White matching Corian Designer White
- › Miraklon® Classic White matching Hi-Macs Alpine White



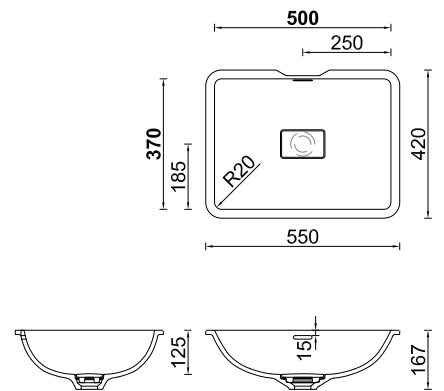
FMS2-40-32



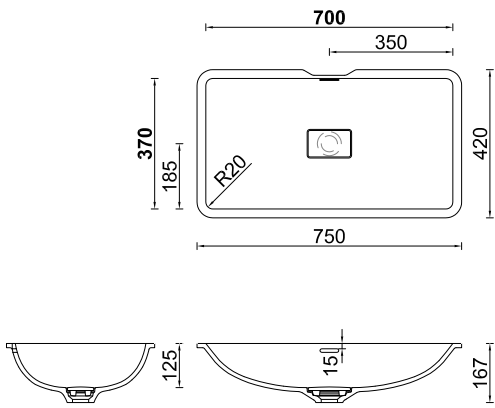
FMS2-50-32



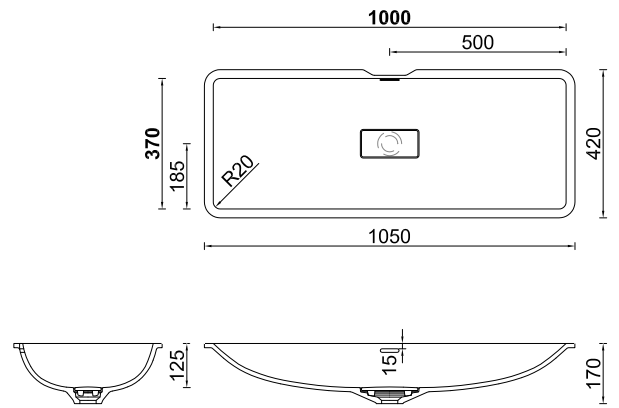
FMS2-70-32



FMS2-50-37



FMS2-70-37



FMS2-100-37

MIRAKLON® FMS 5 SOFT SHAPES

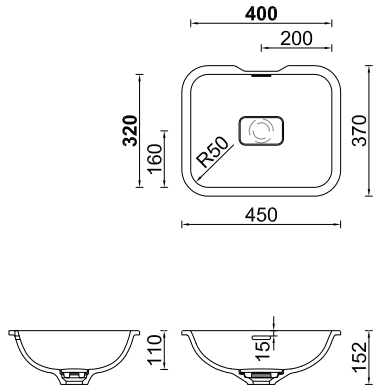


DETAILS

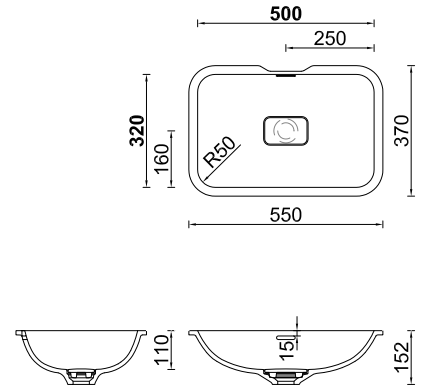
- › cast subsurface-mounted Miraklon® washbasin from Hasenkopf
- › available with or without overflow
- › suitable for common 1¼ inch drain fittings (on site)
- › with covered drain (centre), removable drain cover
- › dimensions of drain cover (W/D): 120 x 75 mm
- › dimensions of drain cover (W/D) for FMS5-100-37: 160 x 75 mm
- › DXF data at www.hasenkopf.de/en/downloads

COLOURS

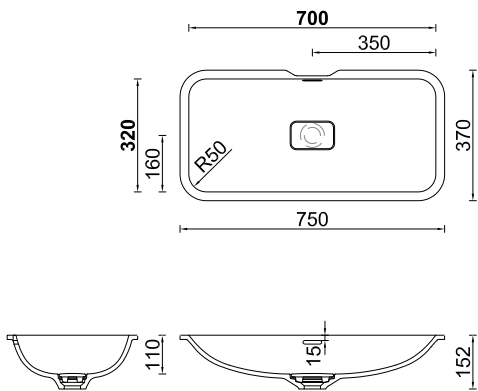
- › Miraklon® Edelweiss matching Corian Glacier White
- › Miraklon® Modern White matching Corian Designer White
- › Miraklon® Classic White matching Hi-Macs Alpine White



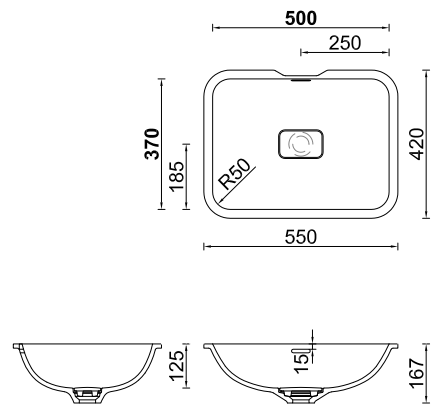
FMS5-40-32



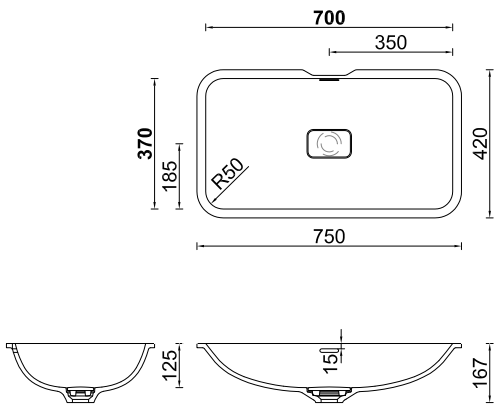
FMS5-50-32



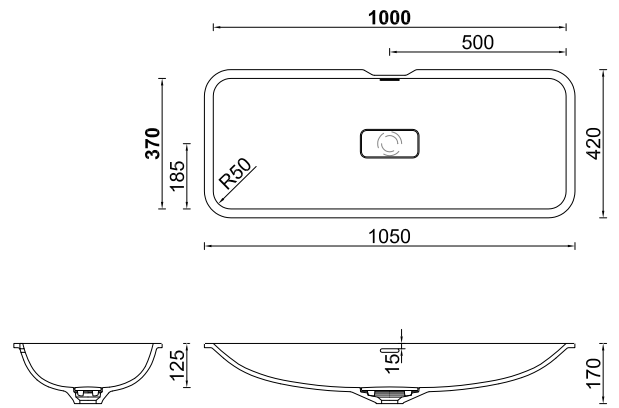
FMS5-70-32



FMS5-50-37



FMS5-70-37



FMS5-100-37

MIRAKLON® FMS 10 SOFT SHAPES

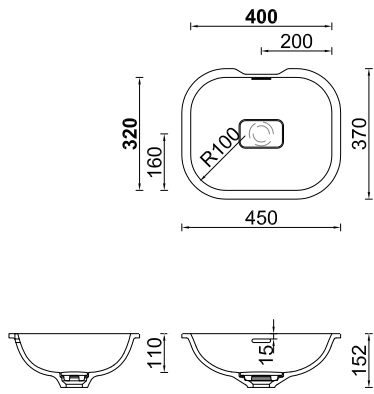


DETAILS

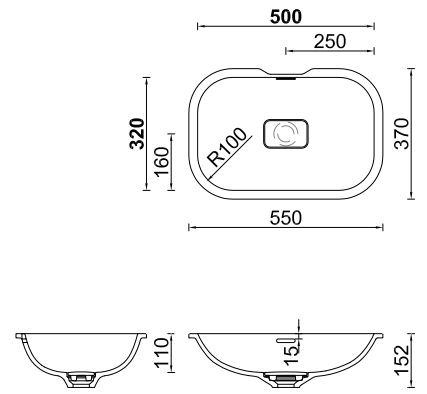
- › cast subsurface-mounted Miraklon® washbasin from Hasenkopf
- › available with or without overflow
- › suitable for common 1¼ inch drain fittings (on site)
- › with covered drain (centre), removable drain cover
- › dimensions of drain cover (W/D): 120 x 75 mm
- › dimensions of drain cover (W/D) for FMS10-100-37: 160 x 75 mm
- › DXF data at www.hasenkopf.de/en/downloads

COLOURS

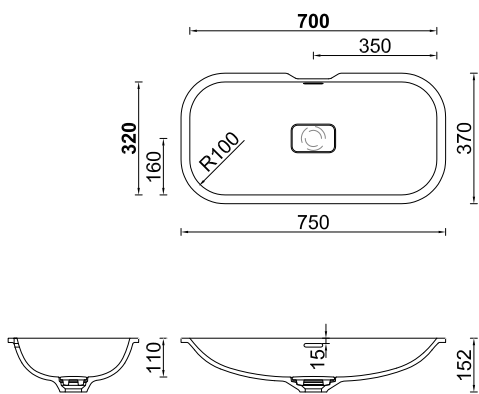
- › Miraklon® Edelweiss matching Corian Glacier White
- › Miraklon® Modern White matching Corian Designer White
- › Miraklon® Classic White matching Hi-Macs Alpine White



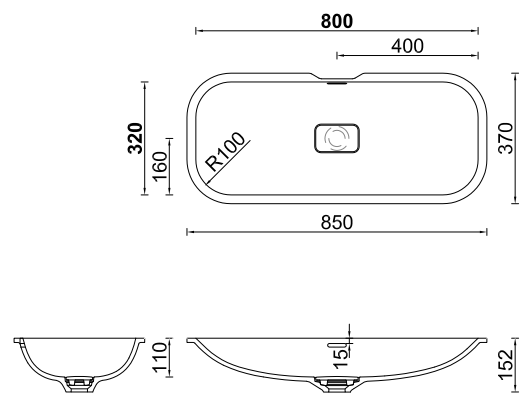
FMS10-40-32



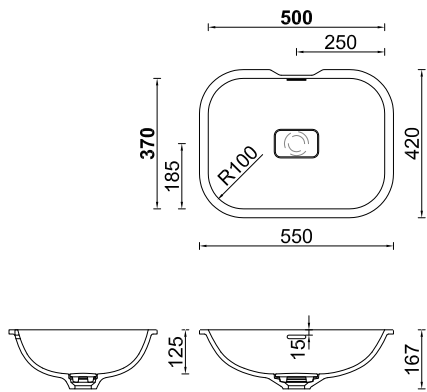
FMS10-50-32



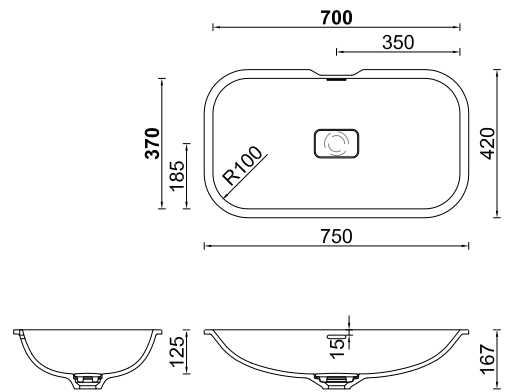
FMS10-70-32



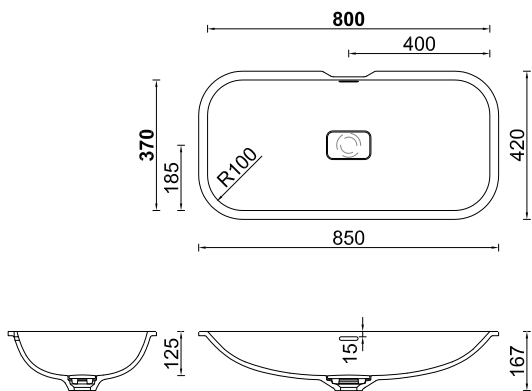
FMS10-80-32



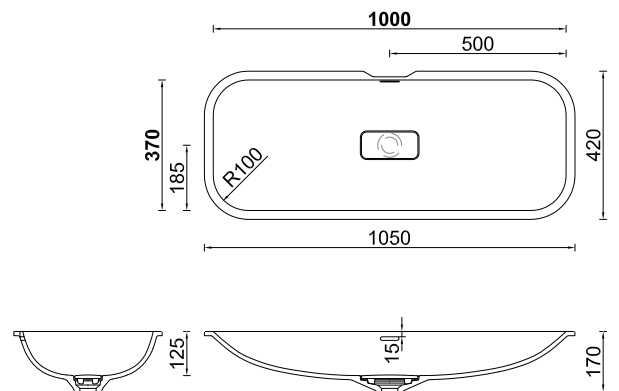
FMS10-50-37



FMS10-70-37



FMS10-80-37



FMS10-100-37

MIRAKLON® FMT WAISTED SHAPES

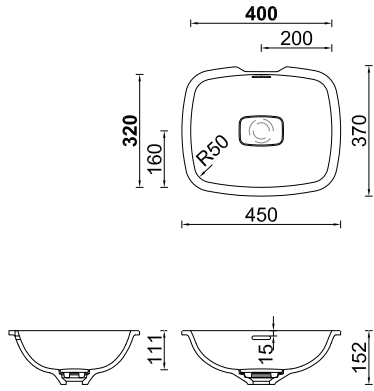


DETAILS

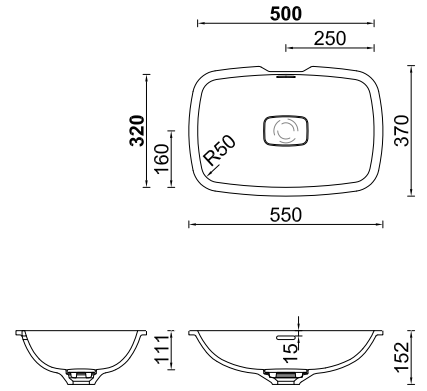
- › cast subsurface-mounted Miraklon® washbasin from Hasenkopf
- › available with or without overflow
- › suitable for common 1¼ inch drain fittings (on site)
- › with covered drain (centre), removable drain cover
- › dimensions of drain cover (W/D): 120 x 80 mm
- › dimensions of drain cover (W/D) for FMT-100-37: 160 x 80 mm
- › DXF data at www.hasenkopf.de/en/downloads

COLOURS

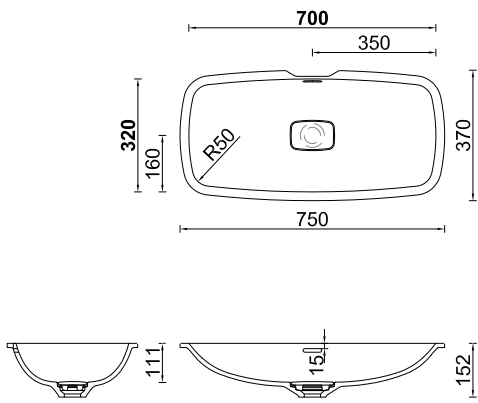
- › Miraklon® Edelweiss matching Corian Glacier White
- › Miraklon® Modern White matching Corian Designer White
- › Miraklon® Classic White matching Hi-Macs Alpine White



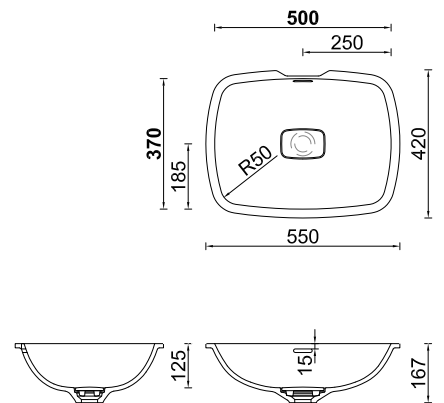
FMT-40-32



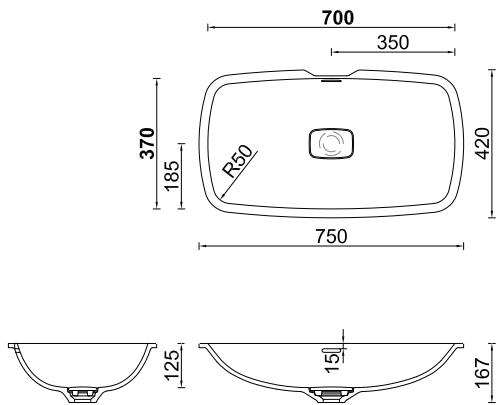
FMT-50-32



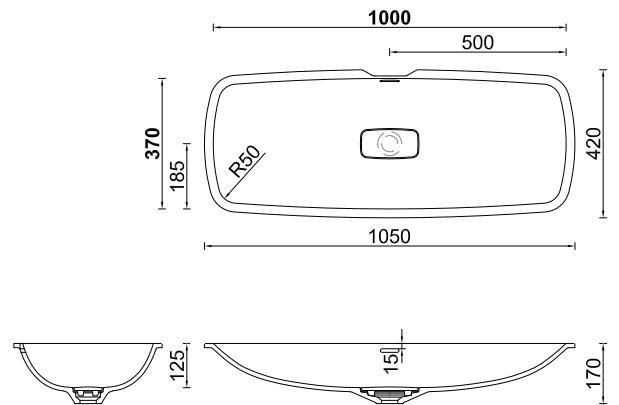
FMT-70-32



FMT-50-37



FMT-70-37



FMT-100-37

MIRAKLON® FMW WAVE SHAPES

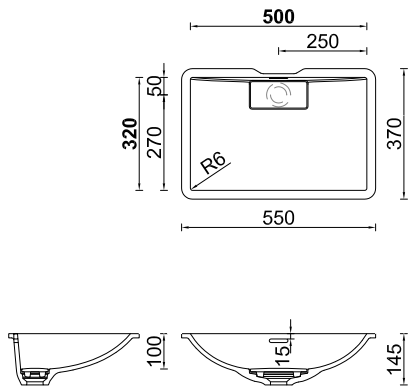


DETAILS

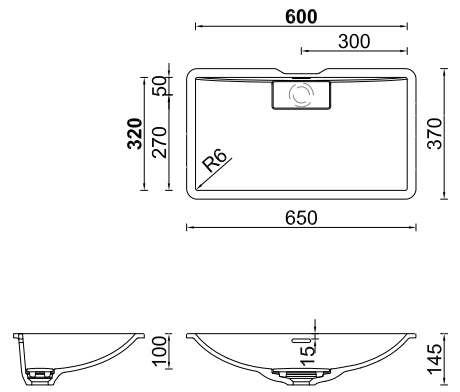
- › cast subsurface-mounted Miraklon® washbasin from Hasenkopf
- › available with or without overflow
- › suitable for common 1¼ inch drain fittings (on site)
- › with covered drain (on the rim), removable drain cover
- › dimensions of drain cover (W/D): 160 x 75 mm
- › dimensions of drain cover (W/D) for FMW-100-37: 200 x 75 mm
- › DXF data at www.hasenkopf.de/en/downloads

COLOURS

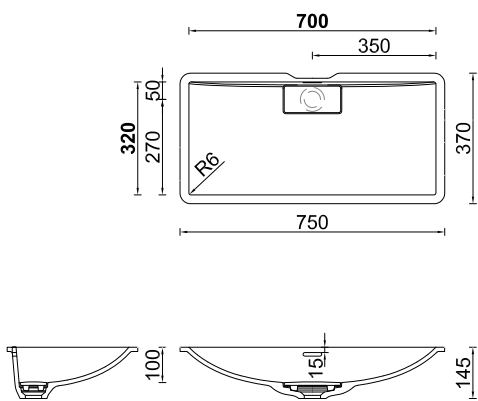
- › Miraklon® Edelweiss matching Corian Glacier White
- › Miraklon® Modern White matching Corian Designer White
- › Miraklon® Classic White matching Hi-Macs Alpine White



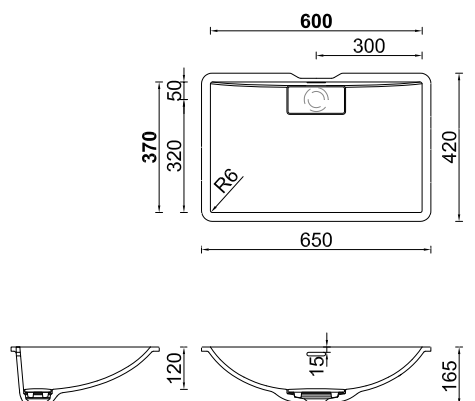
FMW-50-32



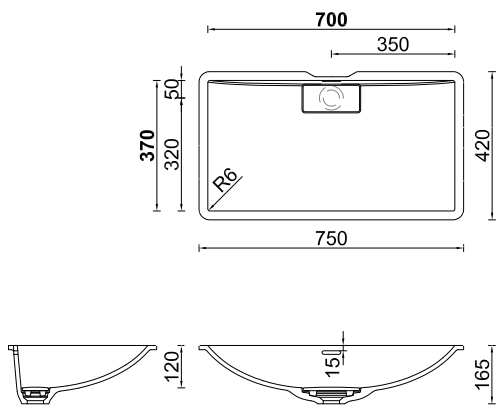
FMW-60-32



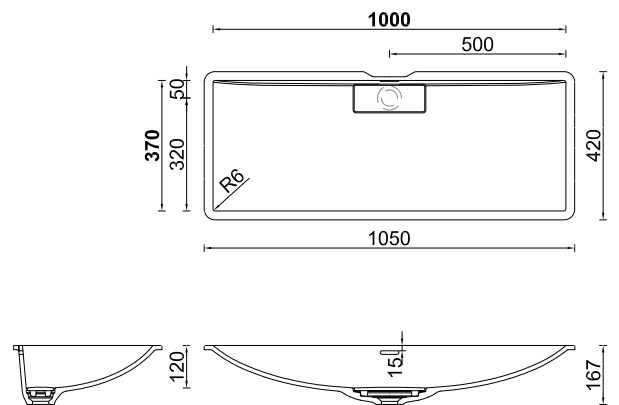
FMW-70-32



FMW-60-37



FMW-70-37



FMW-100-37

MIRAKLON® WASHBASINS SYSTEM WITH COVERED DRAIN



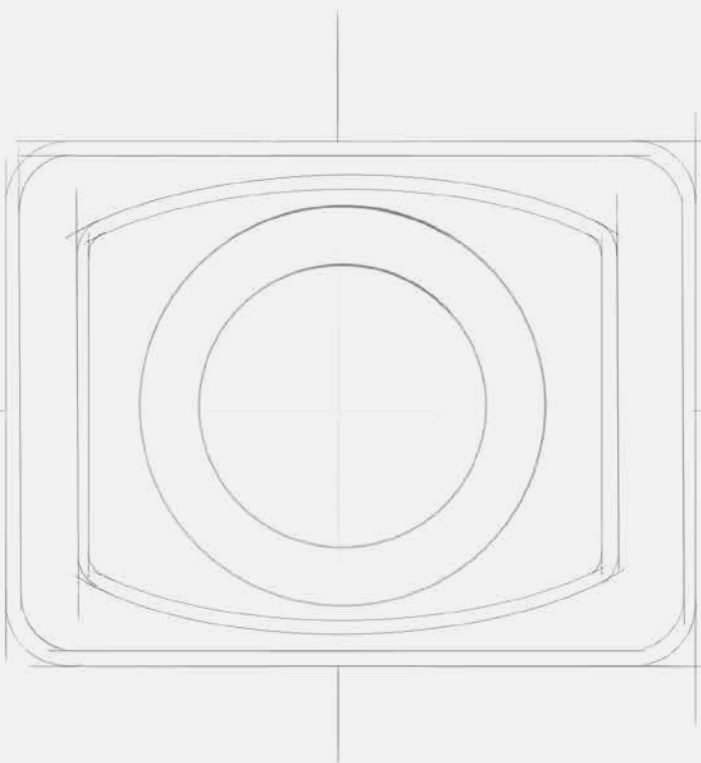
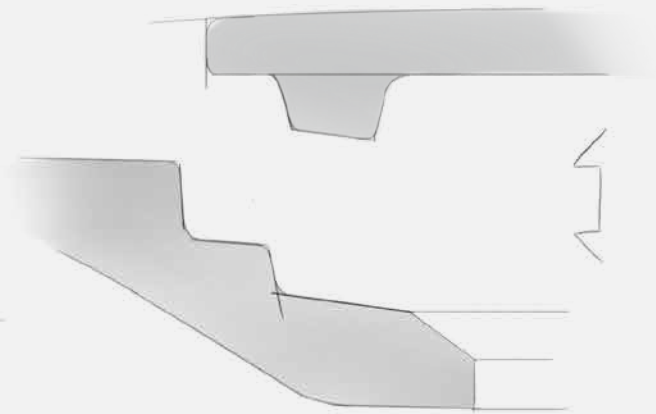
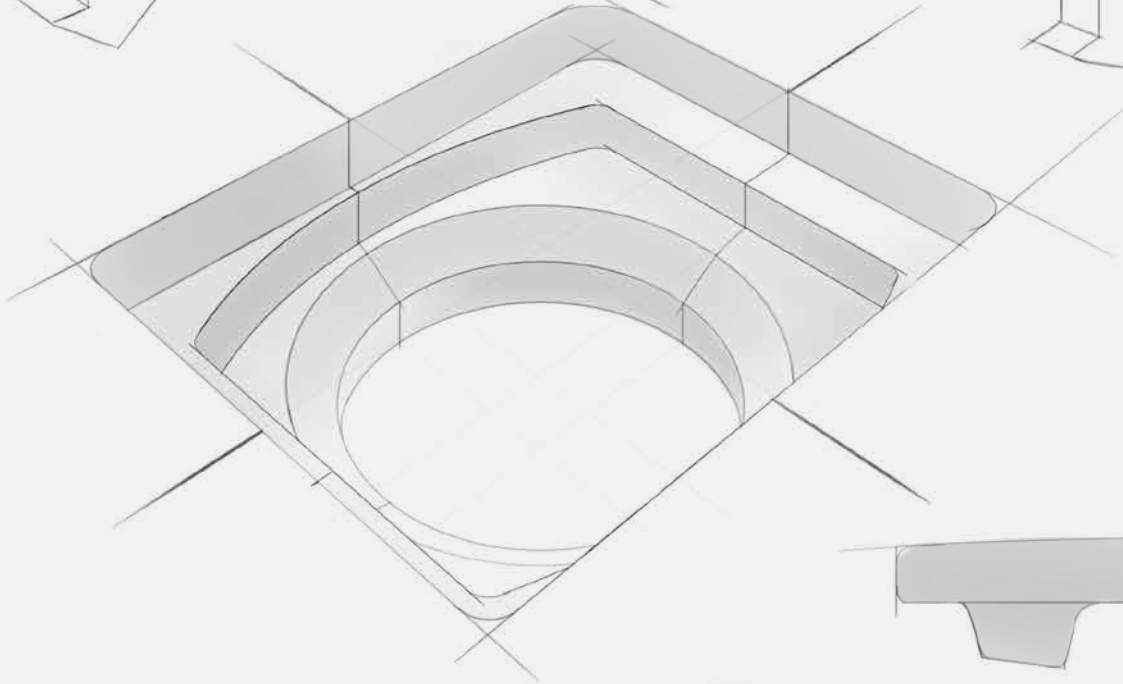
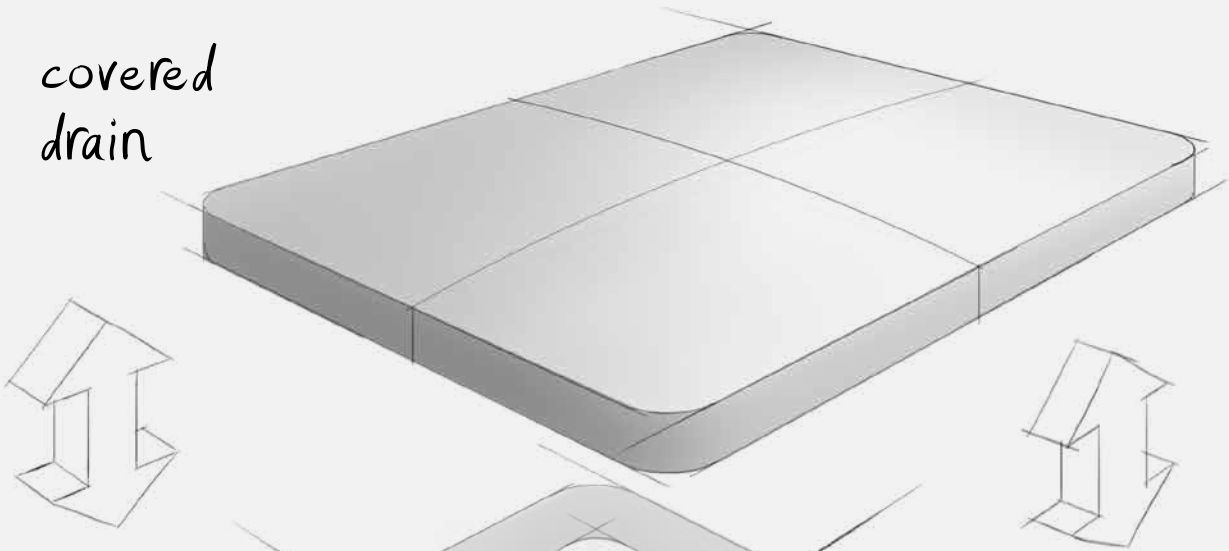
DETAILS

- › for consistent design with complete functionality
- › top of cover curved for optimum water drainage
- › wash basin and drain cover made from the same material
- › suitable for common 1¼ inch drain fittings (on site)
- › drainage area easy to clean due to coves
- › exact fit due to conical feet

COLOURS

- › Miraklon® Edelweiss matching Corian Glacier White
- › Miraklon® Modern White matching Corian Designer White
- › Miraklon® Classic White matching Hi-Macs Alpine White

covered
drain



sectional view of
cast element

FONTANA FR ROUND SHAPES

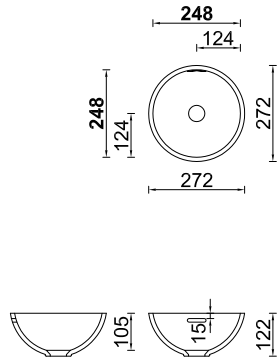


DETAILS

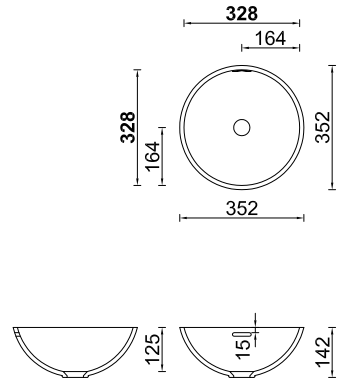
- › thermoformed subsurface-mounted Fontana washbasin from Hasenkopf
- › available with or without overflow
- › suitable for common 1¼ inch drain fittings (on site)
- › outer shell available where outside of the basin is visible
- › DXF data at www.hasenkopf.de/en/downloads

COLOURS

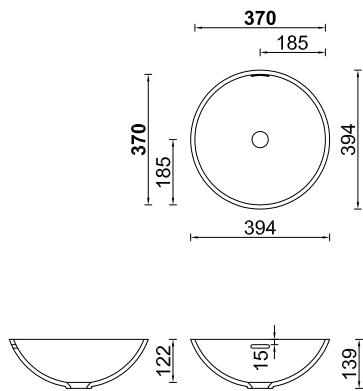
- › available in all Corian or Hi-Macs colours



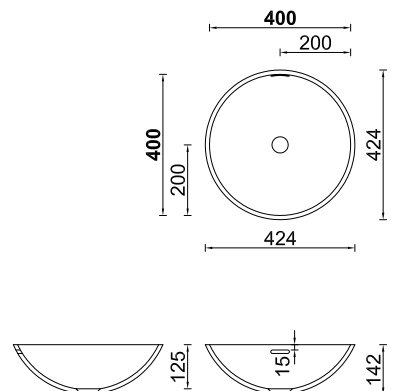
FR-25



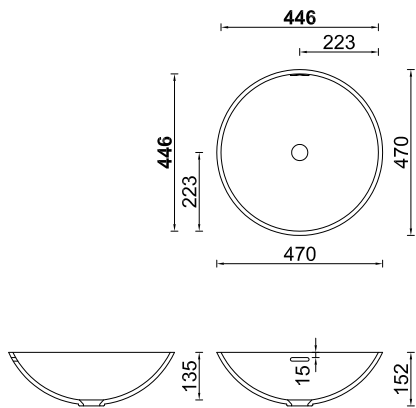
FR-32



FR-38



FR-40



FR-45

FONTANA FO OVAL SHAPES

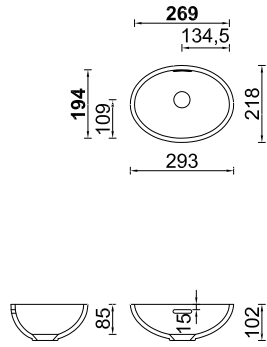


HINWEISE

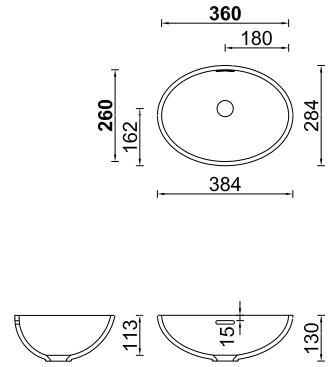
- › thermoformed subsurface-mounted Fontana washbasin from Hasenkopf
- › available with or without overflow
- › suitable for common 1¼ inch drain fittings (on site)
- › outer shell available where outside of the basin is visible
- › DXF data at www.hasenkopf.de/en/downloads

COLOURS

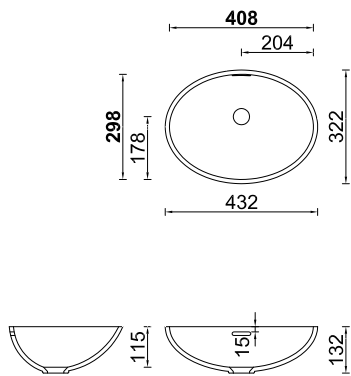
- › available in all Corian or Hi-Macs colours



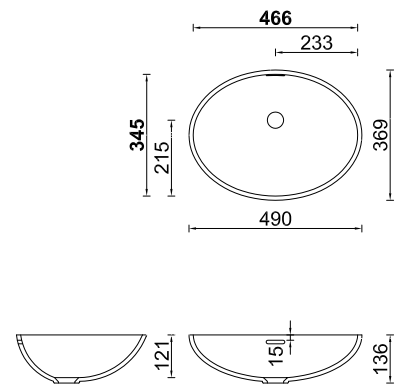
FO-27



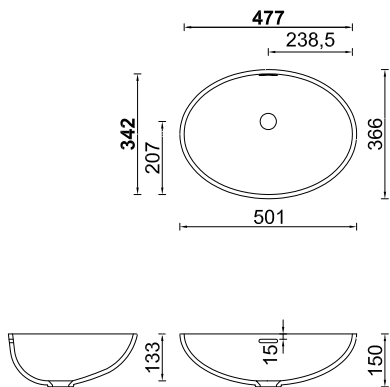
FO-37



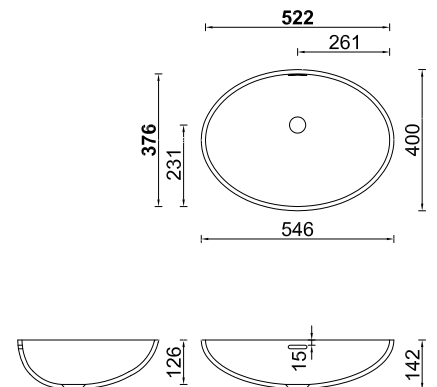
FO-42



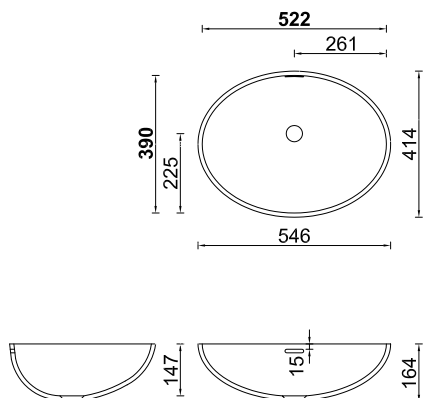
FO-47



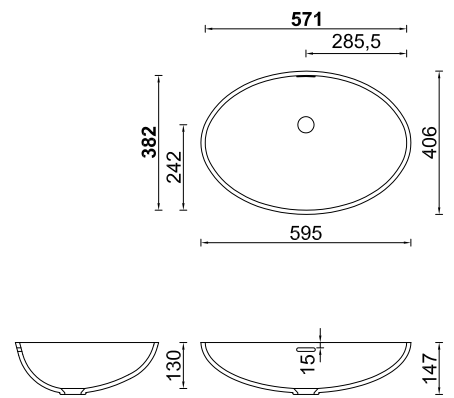
FO-48



FO-52



FO-53



FO-57

FONTANA FCU CURVA 1



DETAILS

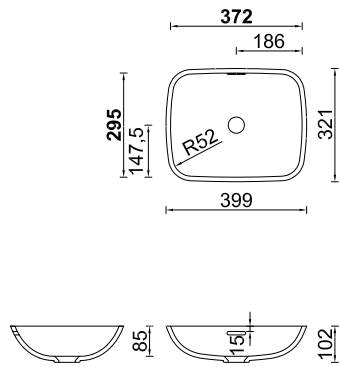
- › thermoformed subsurface-mounted Fontana washbasin from Hasenkopf
- › available with or without overflow
- › suitable for common 1¼ inch drain fittings (on site)
- › DXF data at www.hasenkopf.de/en/downloads

* This type is not available in Switzerland.

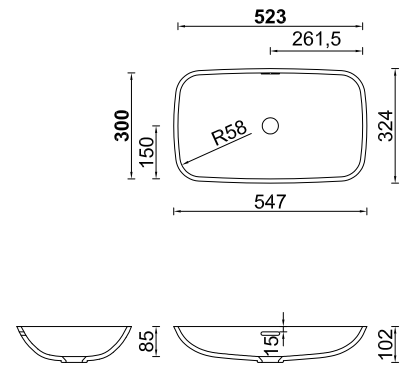
COLOURS

We recommend:

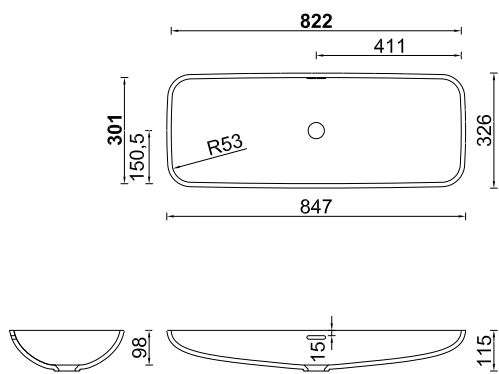
- › for white: cast Hasenkopf Miraklon® FMS basins
- › for other Corian and Hi-Macs colours: thermoformed Hasenkopf Fontana FCU basins



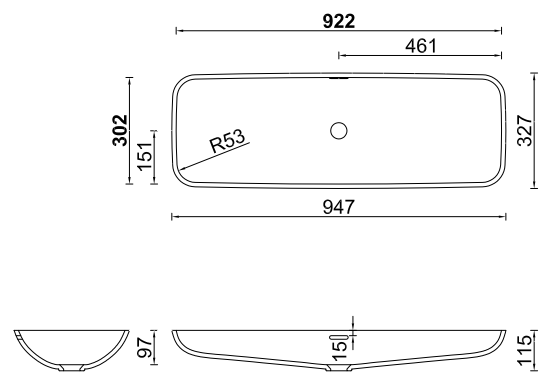
FCU-37-30 *



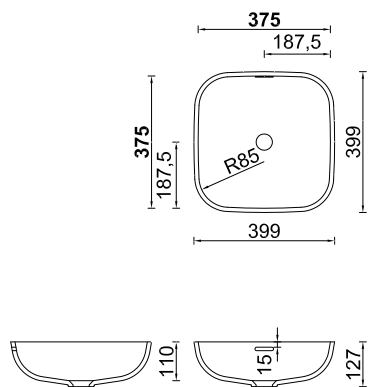
FCU-52-30 *



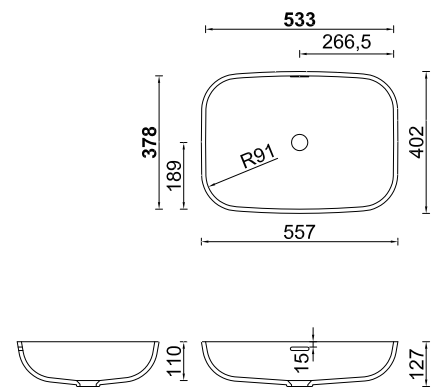
FCU-82-30 *



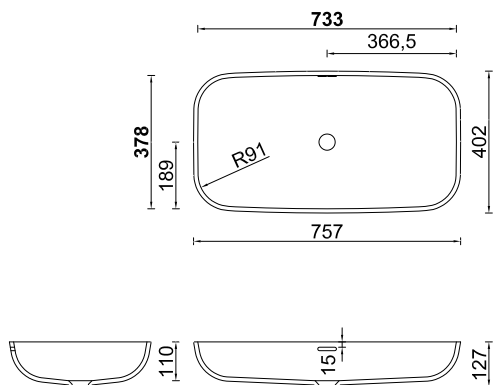
FCU-92-30 *



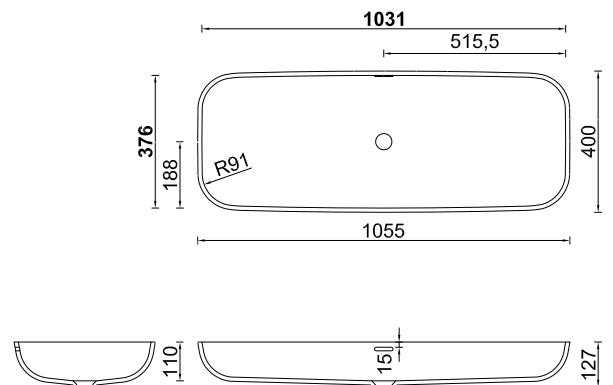
FCU-38-37



FCU-53-37



FCU-73-38



FCU-103-38

FONTANA FP

PURISTIC SHAPES

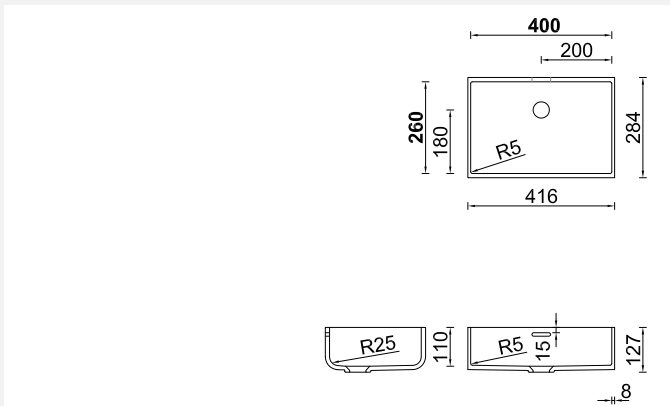


DETAILS

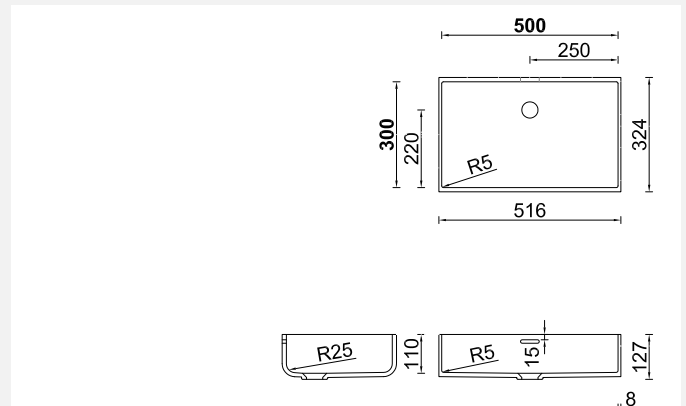
- › thermoformed subsurface-mounted Fontana washbasin from Hasenkopf
- › available with or without overflow
- › suitable for common 1¼ inch drain fittings (on site)
- › inside corners with radius on all sides
- › The detailed dimensions of the FP-70-30, FP-80-37 and FP-90-37 basins and all DXF data can be found at www.hasenkopf.de/en/downloads.

COLOURS

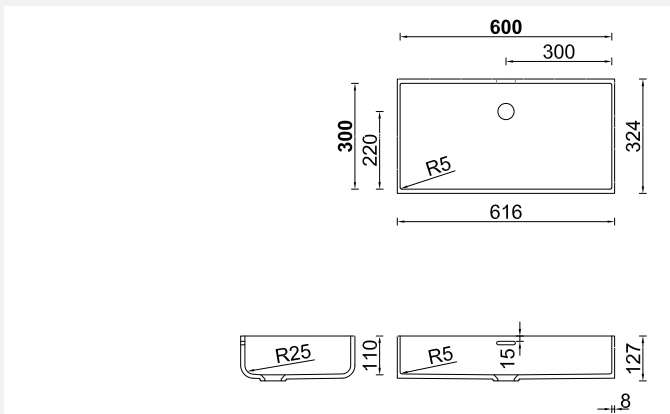
- We recommend:
- › for white: cast Hasenkopf Miraklon® FMP basins
 - › for other Corian and Hi-Macs colours: thermoformed Hasenkopf Fontana FP basins



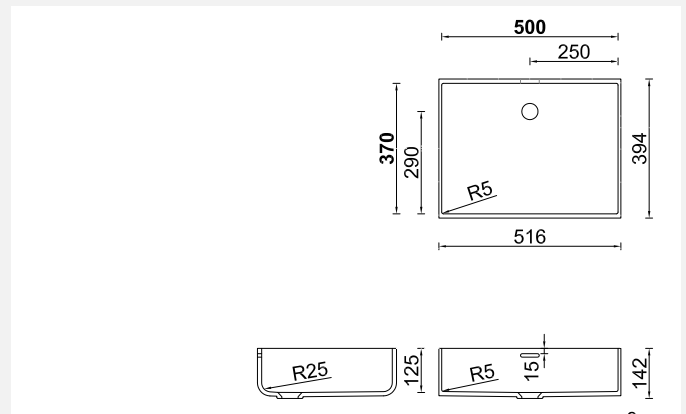
FP-40-26



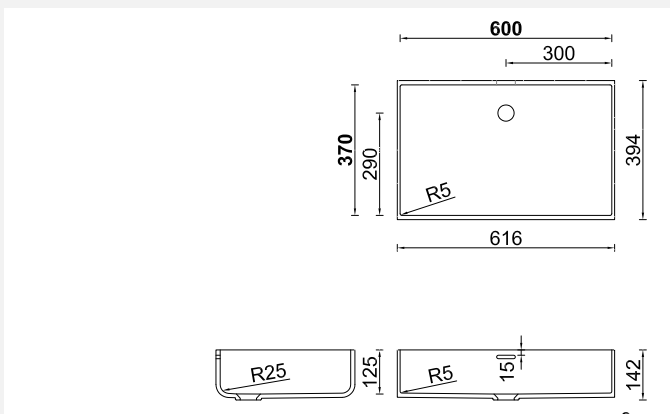
FP-50-30



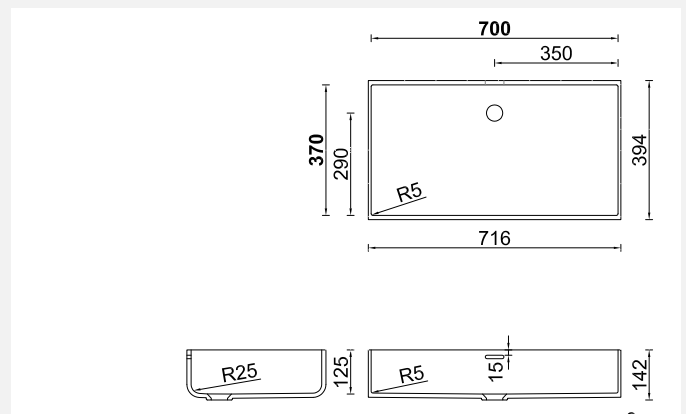
FP-60-30 (FP-70-30 Abb. online)



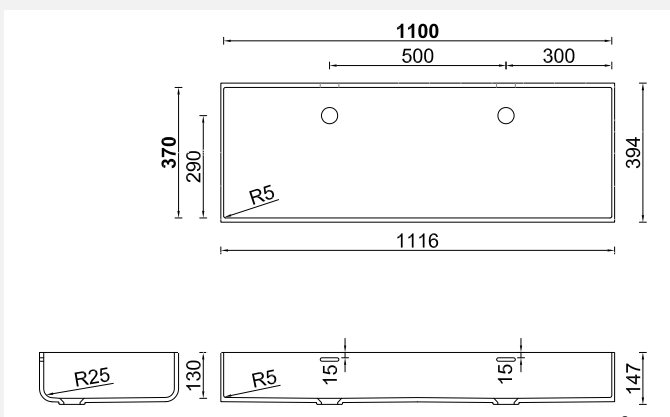
FP-50-37



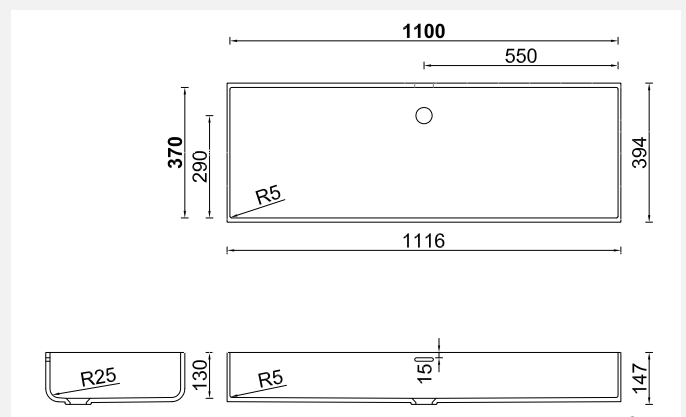
FP-60-37



FP-70-37 (FP-80-37, FP-90-37 drawing online)



FP-110-37-D



FP-110-37-E

FONTANA FW WAVE SHAPES

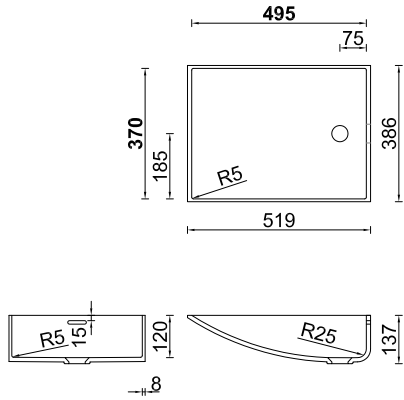


DETAILS

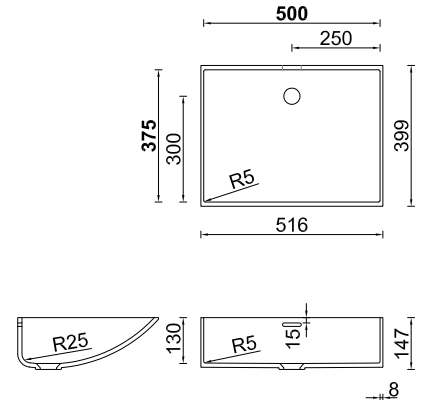
- › thermoformed subsurface-mounted Fontana washbasin from Hasenkopf
- › available with or without overflow
- › suitable for common 1¼ inch drain fittings (on site)
- › inside corners with radius on all sides
- › DXF data at www.hasenkopf.de/en/downloads

COLOURS

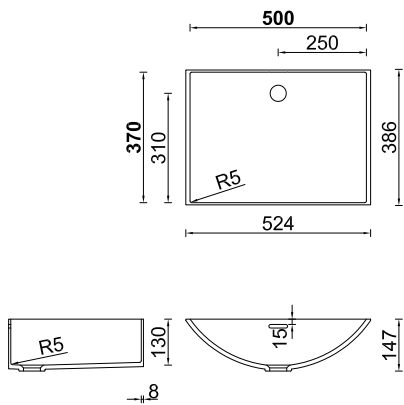
- › available in all Corian or Hi-Macs colours



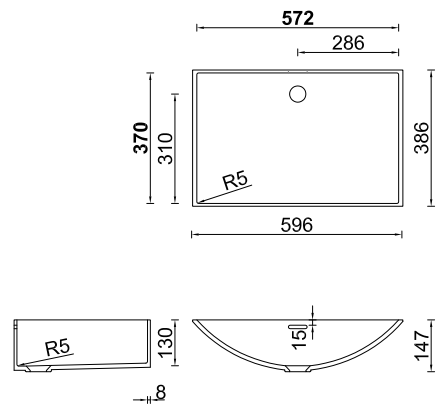
FWS-50



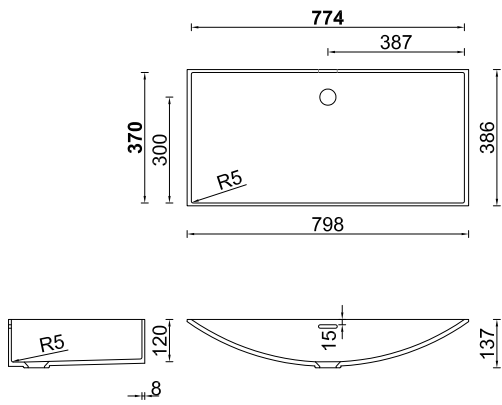
FWM-50



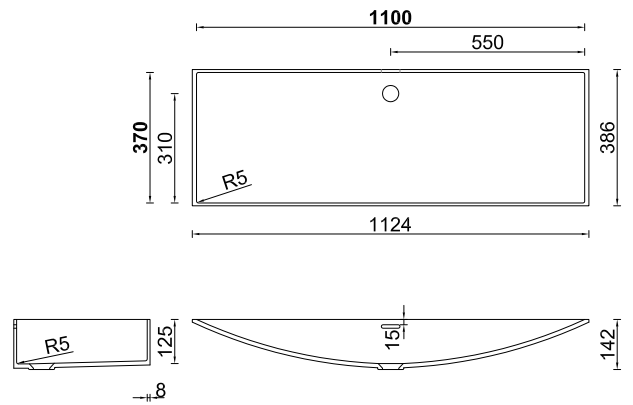
FW-50



FW-60



FW-80



FW-110

FONTANA FOB, FS & FG SPECIAL BASINS AND BABY BATHS



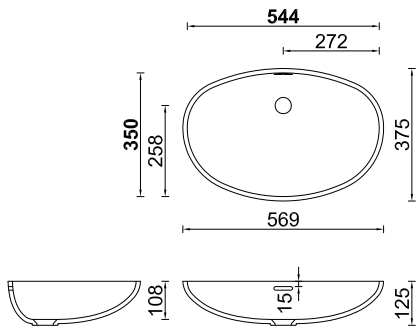
DETAILS

- › thermoformed / casted subsurface-mounted washbasin from Hasenkopf
- › FOB basins: handicap-accessible basins (wheelchair access), available with or without overflow
- › FS basins: baby baths (for handling on one or both sides), without overflow
- › FG basins: health basins, not suitable for the kitchen area, without overflow
- › suitable for all the common types of drain fittings (on site): FOB for 1¼ inch, FS for 1½ inch

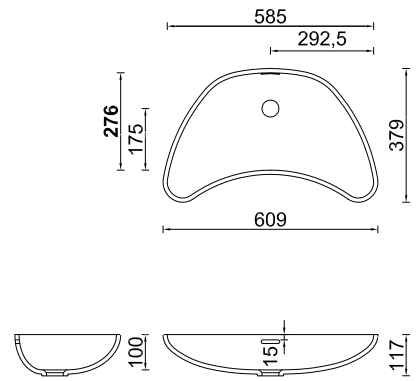
COLOURS

We recommend:

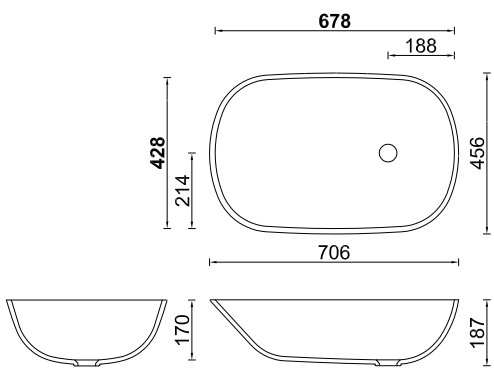
- › for white: cast Hasenkopf Miraklon® FS basins
- › for other Corian and Hi-Macs colours: thermoformed Hasenkopf Fontana FS/FOB/FG basins
- › The detailed dimensions of the FG-804, FG-805, FG-859 and FG-871 basins and all DXF data can be found at www.hasenkopf.de/en/downloads.



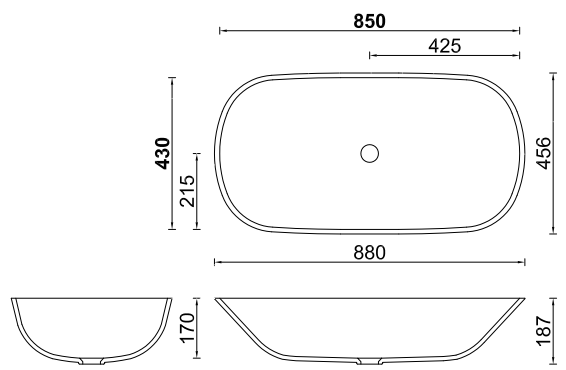
FOB-55



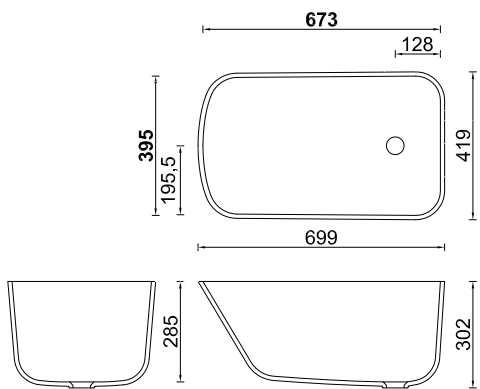
FOB-58



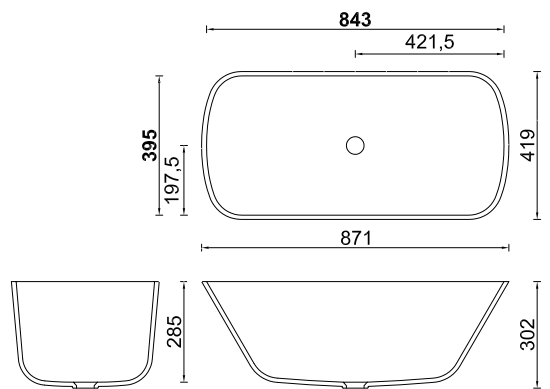
FS-68



FS-68B



FS-70

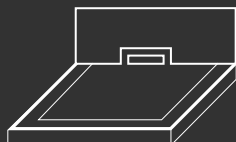


FS-70B

SOLID SURFACE SHOWER TRAYS

DW-WA WALL DRAIN

[S. 44]



DW-RA EDGE DRAIN

[S. 48]



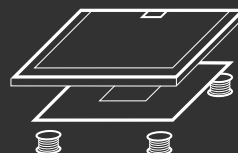
DW-MA CENTRAL DRAIN

[S. 52]



INSTALLATION & ASSEMBLY

[S. 56]





MIRAKLON® DW-WA

WALL DRAIN



DETAILS

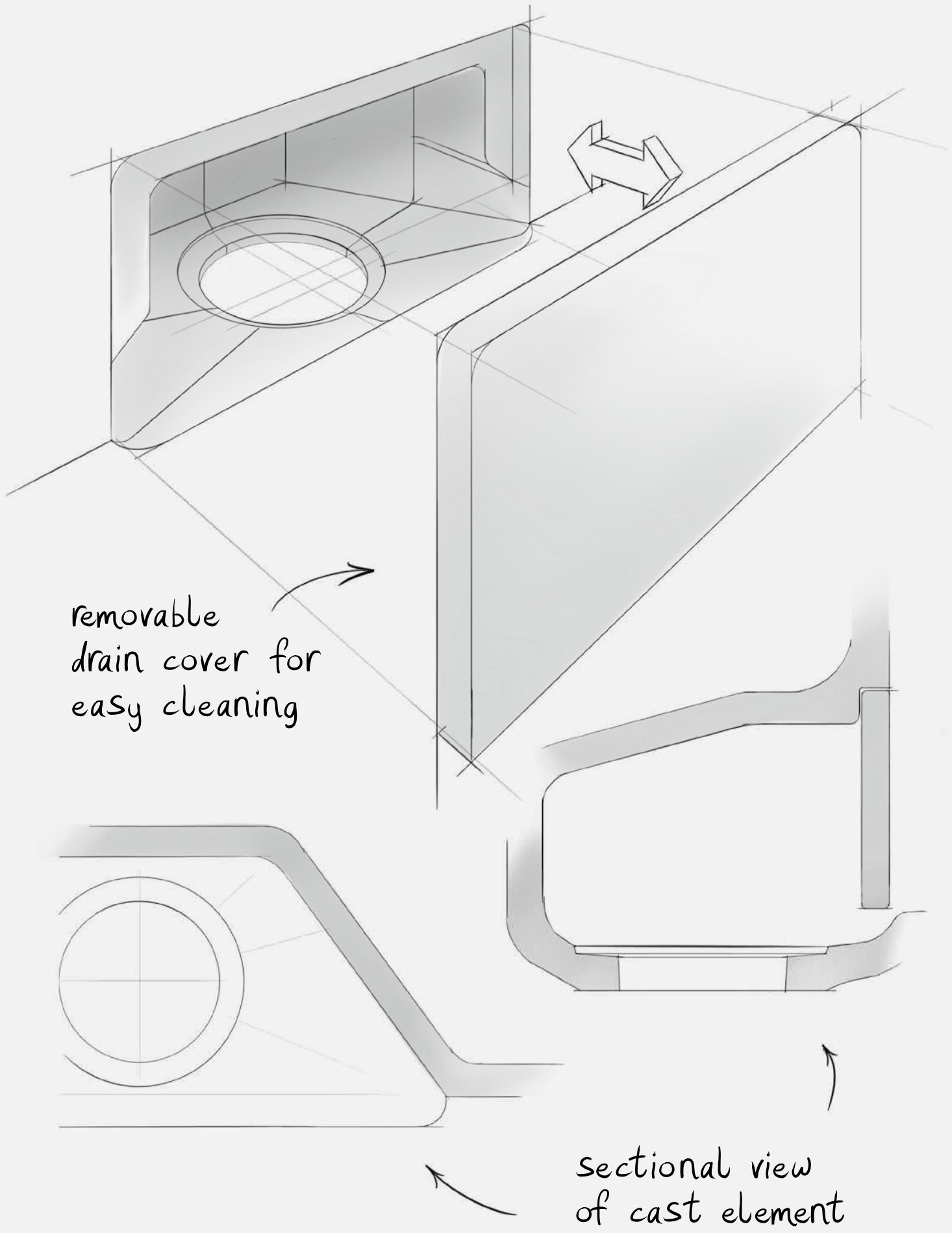
- › cast Miraklon® shower tray from Hasenkopf
- › with approx. 2 % downward gradient leading to drain
- › easy-to-clean inside corners of drain area due to coves
- › suitable for drain fittings with 90 mm diameter as standard (Geberit Uniflex D90 optionally available)
- › depth of at least 63 mm required for installation flush with the floor
- › DXF data at www.hasenkopf.de/en/downloads

COLOURS

- › Miraklon® Edelweiss matching Corian Glacier White
- › Miraklon® Modern White matching Corian Designer White
- › Miraklon® Classic White matching Hi-Macs Alpine White

INSTALLATION KIT

- › installation kit optionally available [→ S. 76]
- › easy and quick alignment of the shower tray

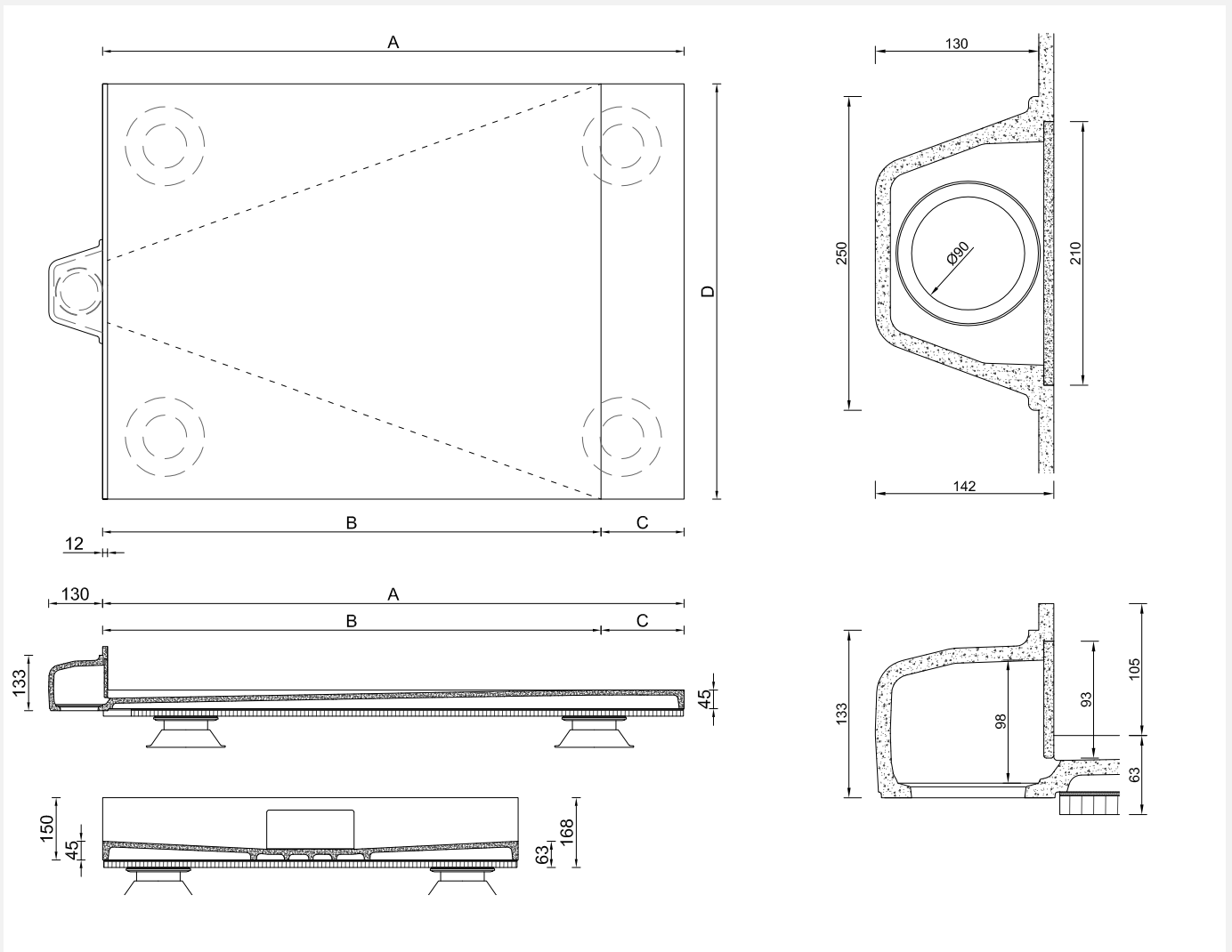


removable
drain cover for
easy cleaning

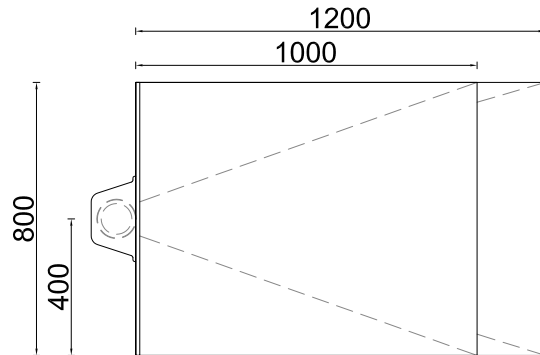
sectional view
of cast element

TECHNICAL DETAILS MIRAKLON® DW-WA

SHOWER TRAY WITH WALL DRAIN

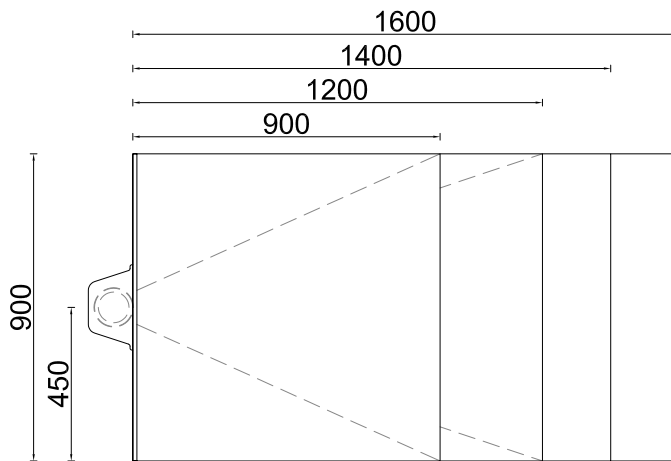


DETAILS	DIMENSIONS		
MOUNTING OF DRAIN ORIFICE › drain orifice sticks to wall by use of magnets › magnets are embedded in the cover (not visible) › an opener is included for an easy opening of the drain orifice	WIDTH 800 800 X 1000 MM › A = 1000 mm, B = 1000 mm 800 X 1200 MM › A = 1200 mm, B = 1200 mm	WIDTH 900 900 X 900 MM › A = 900 mm, B = 900 mm 900 X 1200 MM › A = 1200 mm, B = 1200 mm 900 X 1400 MM › A = 1400 mm, B = 1200 mm, C = 200 mm 900 X 1600 MM › A = 1600 mm, B = 1200 mm, C = 400 mm	WIDTH 1000 1000 X 1000 MM › A = 1000 mm, B = 1000 mm 1000 X 1200 MM › A = 1200 mm, B = 1200 mm 1000 X 1400 MM › A = 1400 mm, B = 1200 mm, C = 200 mm 1000 X 1600 MM › A = 1600 mm, B = 1200 mm, C = 400 mm 1000 X 1800 MM › A = 1800 mm, B = 1200 mm, C = 600 mm
DOWNWARD GRADIENT OF THE SHOWER TRAY › from a shower tray size of 1400 mm, the downward gradient starts after a level entrance area (C in the sketch)			
INSTALLATION KIT (OPTIONALLY) › Art.no.: dw-montage [→ S. 76]			



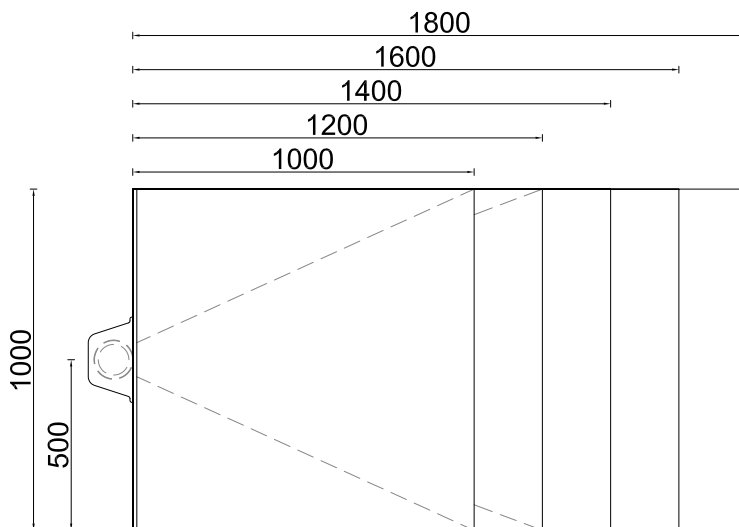
DW-WA-80-100: 800 X 1000 MM
 DW-WA-80-120: 800 X 1200 MM

800er



DW-WA-90-90: 900 X 900 MM
 DW-WA-90-120: 900 X 1200 MM
 DW-WA-90-140: 900 X 1400 MM
 DW-WA-90-160: 900 X 1600 MM

900er



DW-WA-100-100: 1000 X 1000 MM
 DW-WA-100-120: 1000 X 1200 MM
 DW-WA-100-140: 1000 X 1400 MM
 DW-WA-100-160: 1000 X 1600 MM
 DW-WA-100-180: 1000 X 1800 MM

1000er

MIRAKLON® DW-RA EDGE DRAIN



DETAILS

- › cast Miraklon® shower tray from Hasenkopf
- › with approx. 2 % downward gradient leading to drain
- › easy-to-clean inside corners of drain area due to coves
- › suitable for drain fittings with 90 mm diameter as standard (Geberit Uniflex D90 optionally available)
- › depth of at least 63 mm required for installation flush with the floor
- › DXF data at www.hasenkopf.de/en/downloads

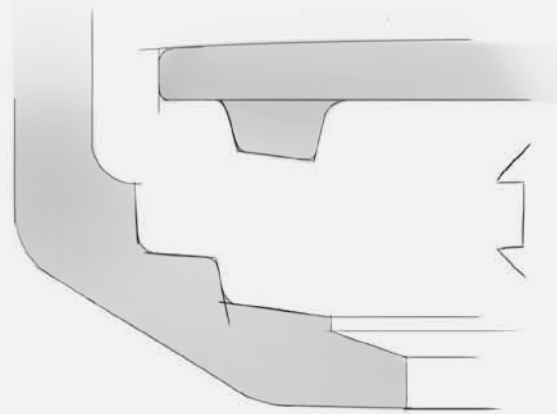
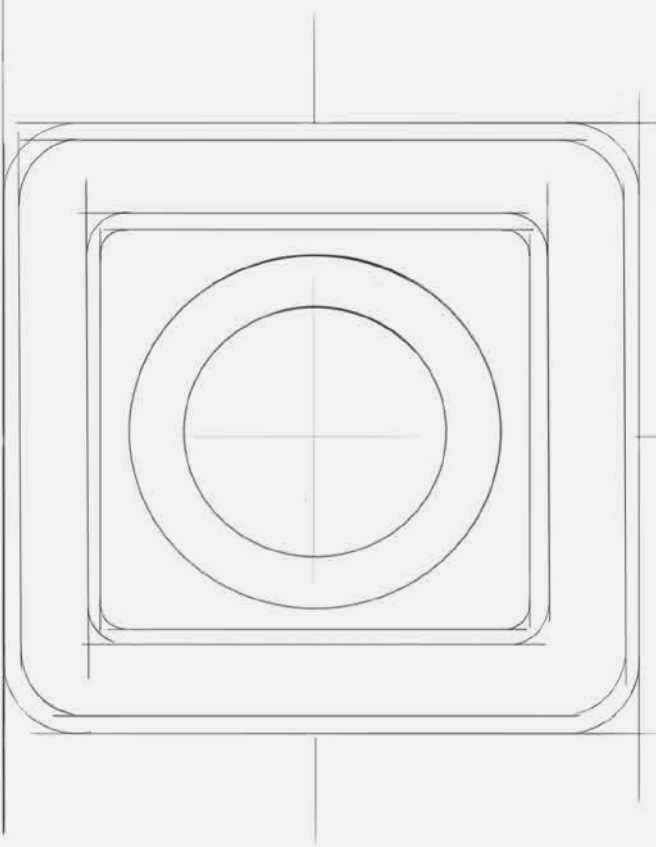
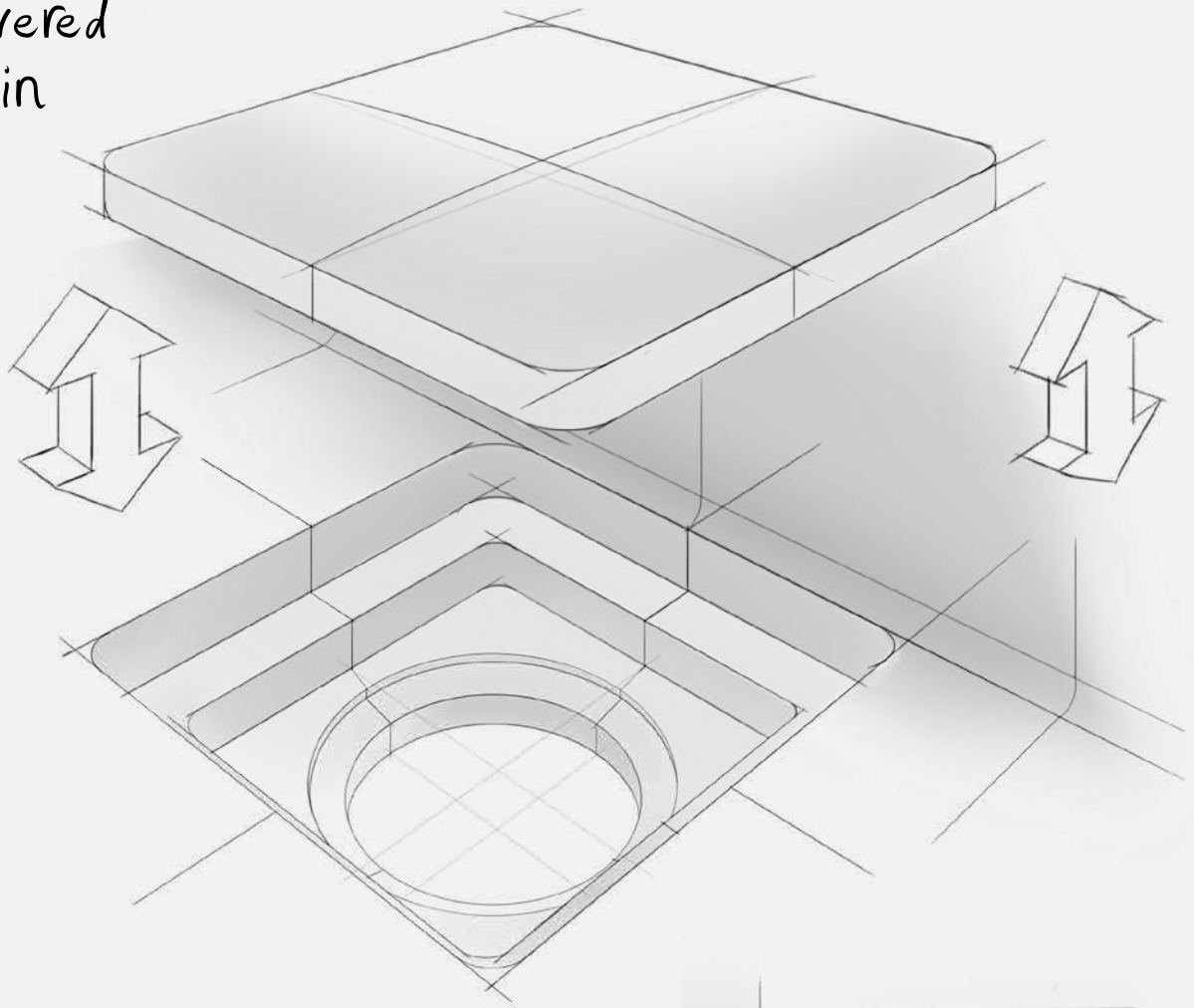
COLOURS

- › Miraklon® Edelweiss matching Corian Glacier White
- › Miraklon® Modern White matching Corian Designer White
- › Miraklon® Classic White matching Hi-Macs Alpine White

INSTALLATION KIT

- › installation kit optionally available [→ S. 76]
- › easy and quick alignment of the shower tray

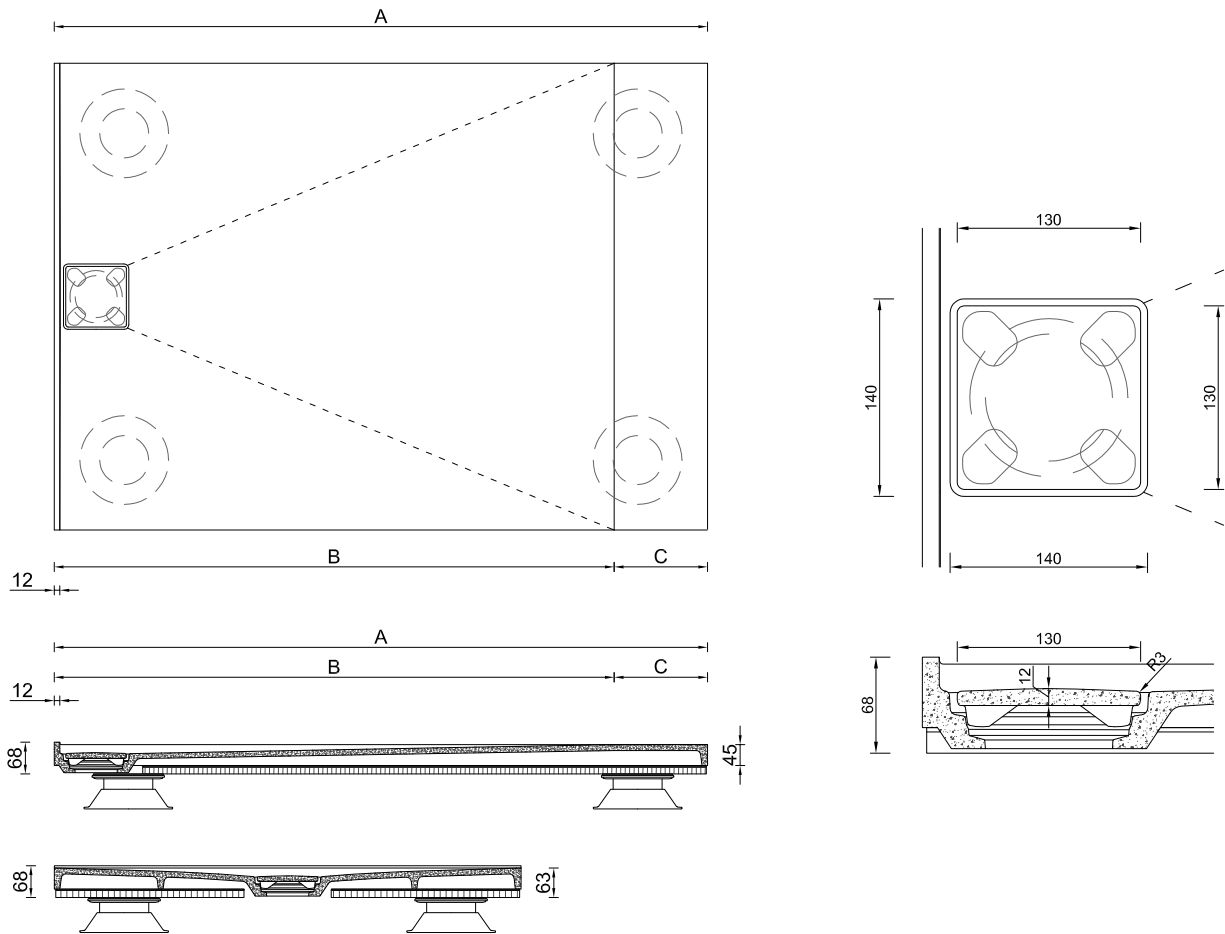
covered
drain



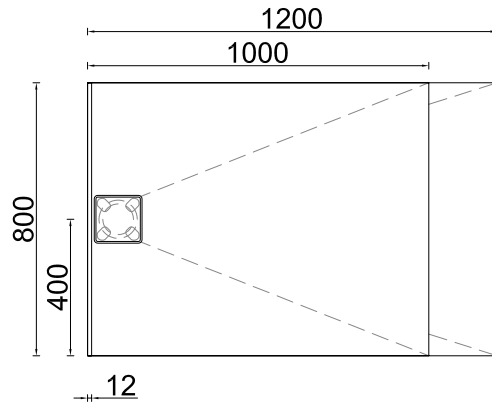
sectional view
of cast element

TECHNICAL DETAILS MIRAKLON® DW-RA

SHOWER TRAY WITH EDGE DRAIN

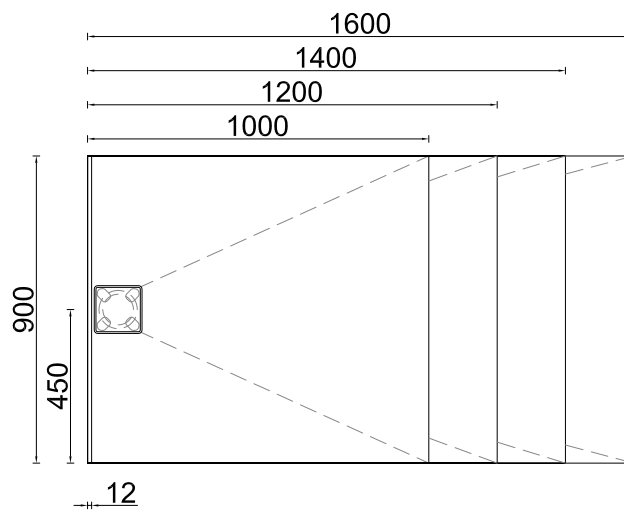


DETAILS	DIMENSIONS		
COVERED DRAIN › shower tray and drain cover made from the same material › for consistent design with complete functionality › exact fit due to conical feet	800ER 800 X 1000 MM › A = 1000 mm, B = 1000 mm	900ER 900 X 900 MM › A = 900 mm, B = 900 mm	1000ER 1000 X 1000 MM › A = 1000 mm, B = 1000 mm
	800 X 1200 MM › A = 1200 mm, B = 1200 mm	900 X 1200 MM › A = 1200 mm, B = 1200 mm	1000 X 1200 MM › A = 1200 mm, B = 1200 mm
DOWNWARD GRADIENT OF THE SHOWER TRAY › from a shower tray size of 1400mm, the downward gradient starts after a level entrance area (C in the sketch)		900 X 1400 MM › A = 1400 mm, B = 1200 mm, C = 200 mm	1000 X 1400 MM › A = 1400 mm, B = 1200 mm, C = 200 mm
		900 X 1600 MM › A = 1600 mm, B = 1200 mm, C = 400 mm	1000 X 1600 MM › A = 1600 mm, B = 1200 mm, C = 400 mm
INSTALLATION KIT (OPTIONALLY) › Art.no.: dw-montage [→ S. 76]			1000 X 1800 MM › A = 1800 mm, B = 1200 mm, C = 600 mm



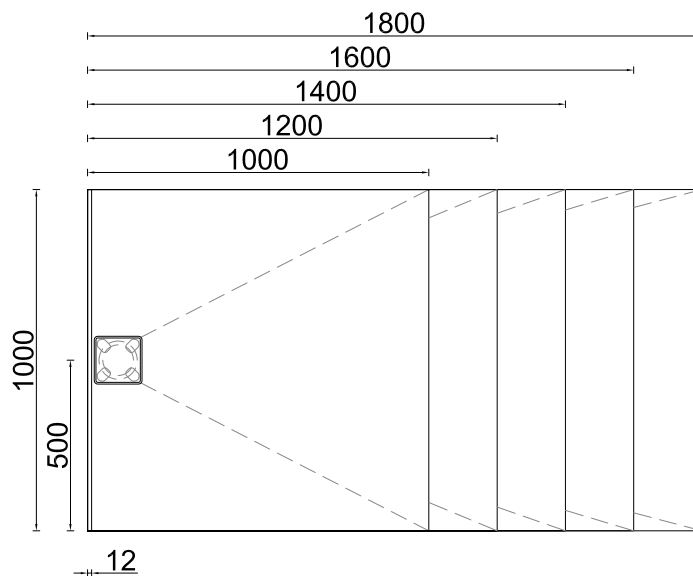
DW-RA-80-100: 800 X 1000 MM
 DW-RA-80-120: 800 X 1200 MM

800er



DW-RA-90-90: 900 X 900 MM
 DW-RA-90-120: 900 X 1200 MM
 DW-RA-90-140: 900 X 1400 MM
 DW-RA-90-160: 900 X 1600 MM

900er



DW-RA-100-100: 1000 X 1000 MM
 DW-RA-100-120: 1000 X 1200 MM
 DW-RA-100-140: 1000 X 1400 MM
 DW-RA-100-160: 1000 X 1600 MM
 DW-RA-100-180: 1000 X 1800 MM

1000er

MIRAKLON® DW-MA CENTRAL DRAIN



DETAILS

- › cast Miraklon® shower tray from Hasenkopf
- › with approx. 2 % downward gradient leading to drain
- › easy-to-clean inside corners of drain area due to coves
- › suitable for drain fittings with 90 mm diameter as standard (Geberit Uniflex D90 optionally available)
- › depth of at least 63 mm required for installation flush with the floor
- › DXF data at www.hasenkopf.de/en/downloads

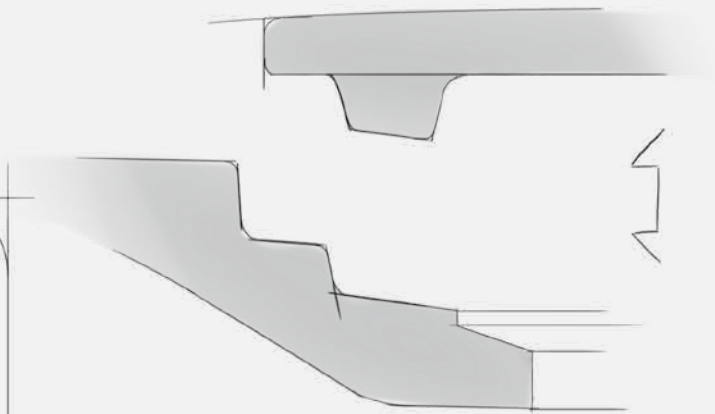
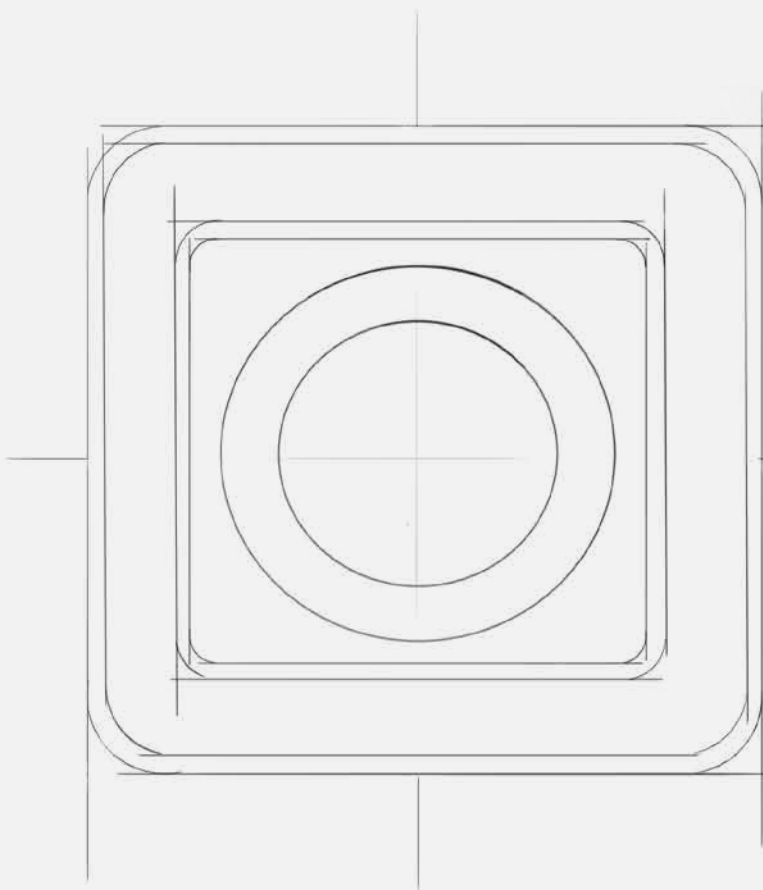
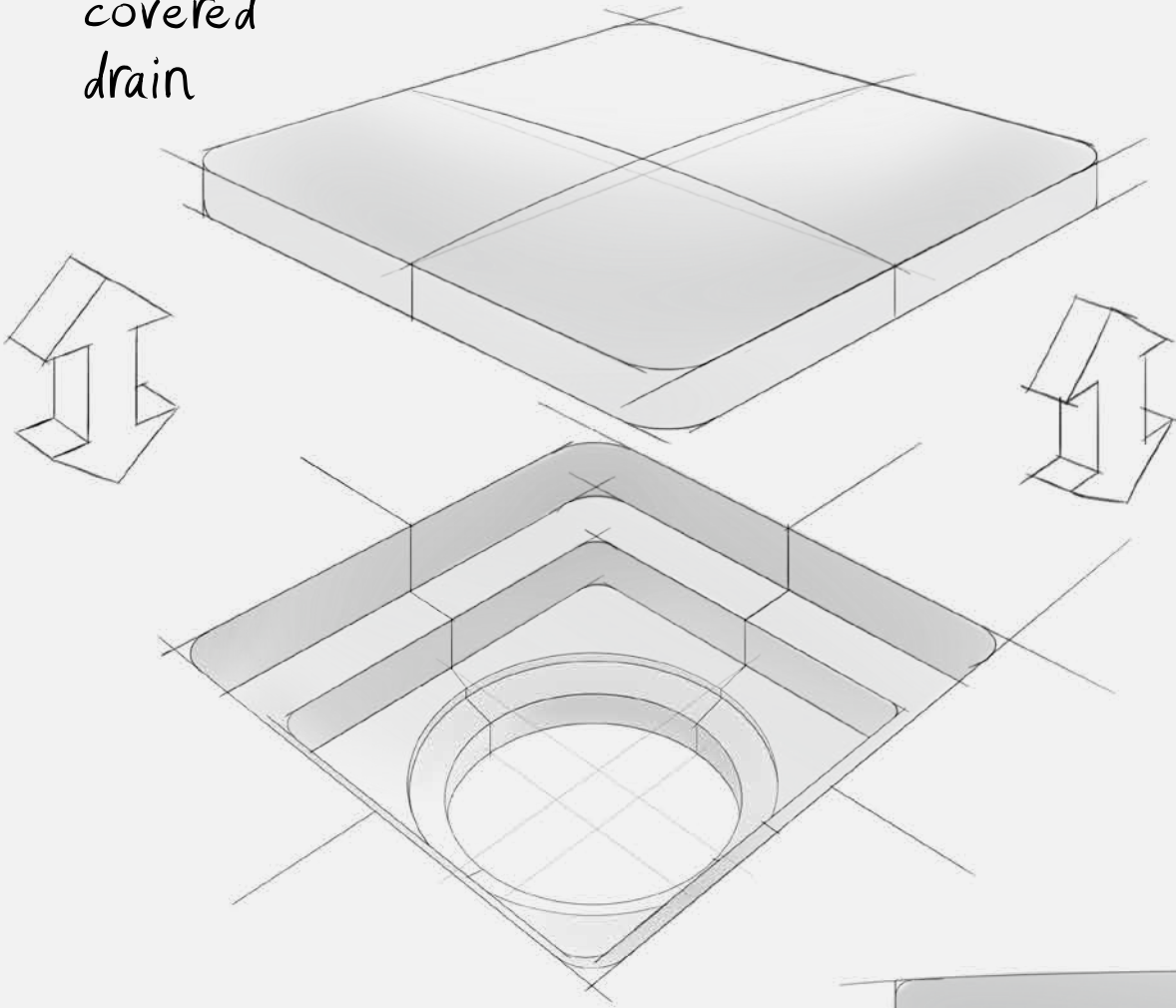
COLOURS

- › Miraklon® Edelweiss matching Corian Glacier White
- › Miraklon® Modern White matching Corian Designer White
- › Miraklon® Classic White matching Hi-Macs Alpine White

INSTALLATION KIT

- › installation kit optionally available [→ S. 76]
- › easy and quick alignment of the shower tray

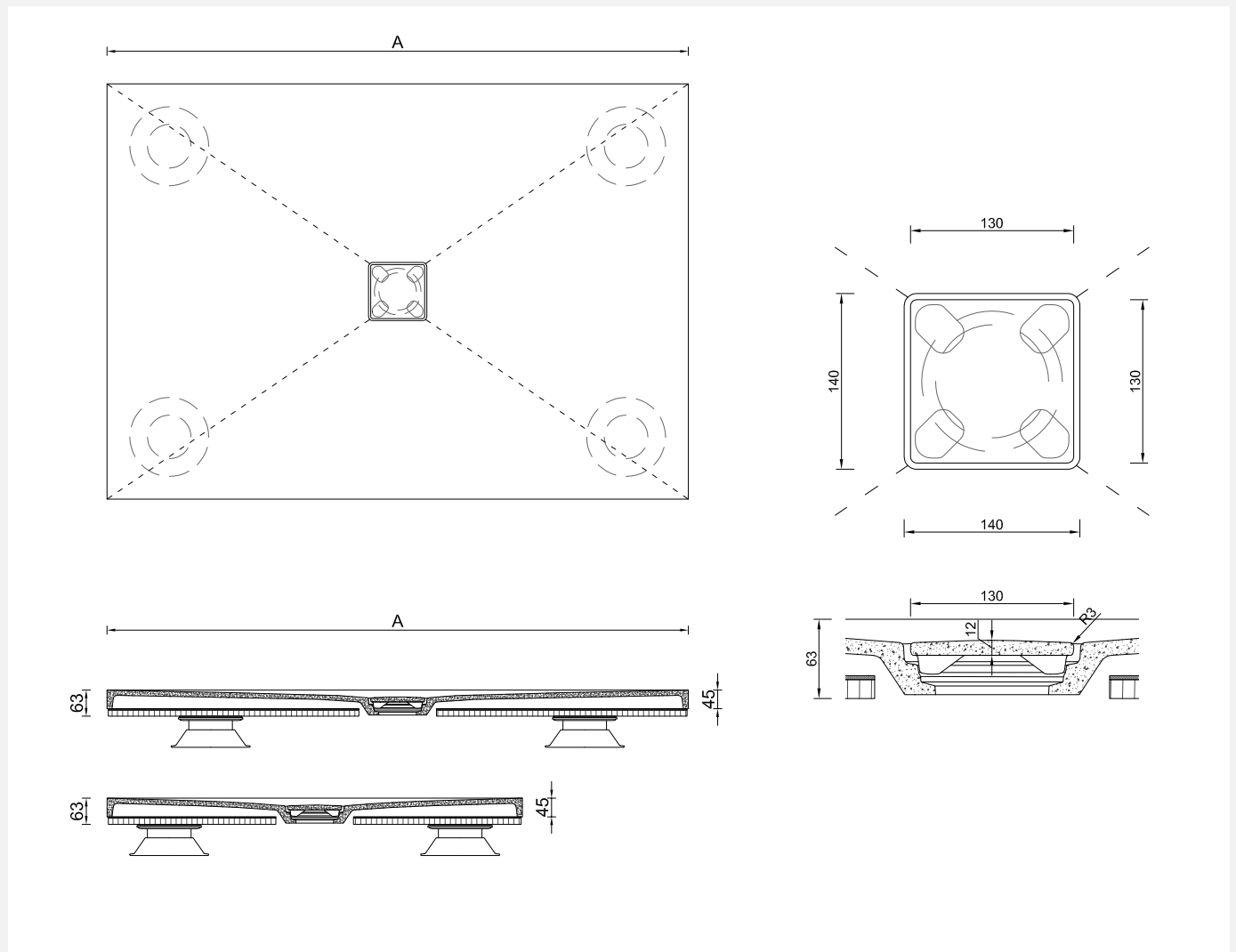
covered
drain



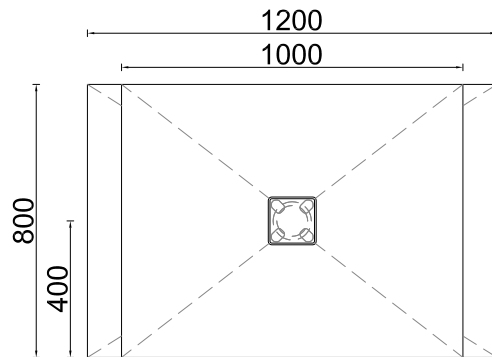
sectional view
of cast element

TECHNICAL DETAILS MIRAKLON® DW-MA

SHOWER TRAY WITH CENTRAL DRAIN

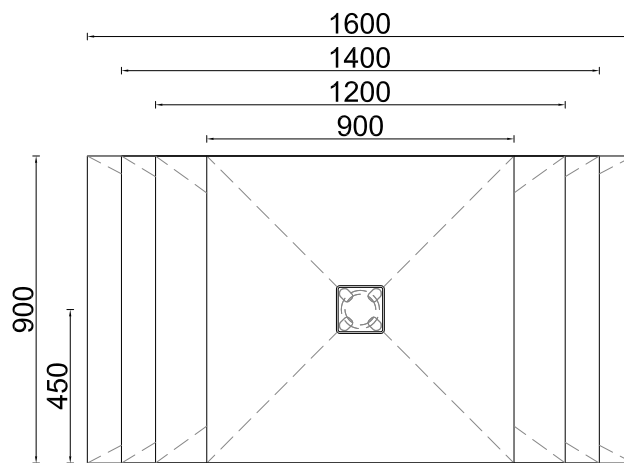


DETAILS	DIMENSIONS		
COVERED DRAIN › shower tray and drain cover made from the same material › for consistent design with complete functionality › exact fit due to conical feet	800ER 800 X 1000 MM › A = 1000 mm	900ER 900 X 900 MM › A = 900 mm	1000ER 1000 X 1000 MM › A = 1000 mm
	800 X 1200 MM › A = 1200 mm	900 X 1200 MM › A = 1200 mm	1000 X 1200 MM › A = 1200 mm
DOWNWARD GRADIENT OF THE SHOWER TRAY › approx. 2 % downward gradient		900 X 1400 MM › A = 1400 mm	1000 X 1400 MM › A = 1400 mm
INSTALLATION KIT (OPTIONALLY) › Art.no.: dw-montage [→ S. 76]		900 X 1600 MM › A = 1600 mm	1000 X 1600 MM › A = 1600 mm
			1000 X 1800 MM › A = 1800 mm



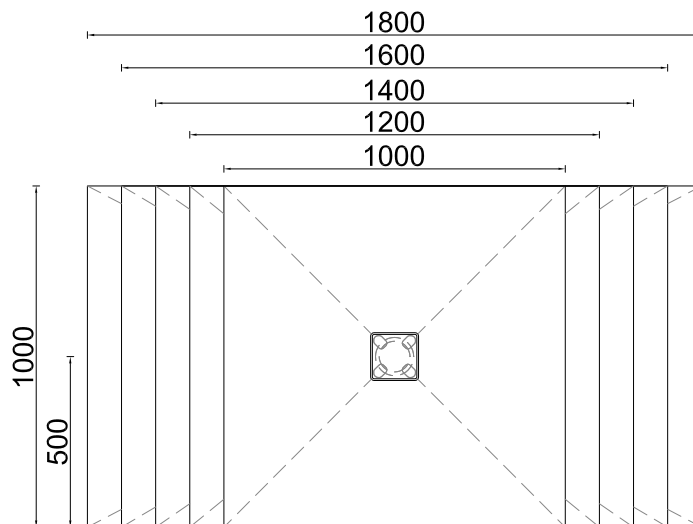
DW-MA-80-100: 800 X 1000 MM
 DW-MA-80-120: 800 X 1200 MM

800er



DW-MA-90-90: 900 X 900 MM
 DW-MA-90-120: 900 X 1200 MM
 DW-MA-90-140: 900 X 1400 MM
 DW-MA-90-160: 900 X 1600 MM

900er

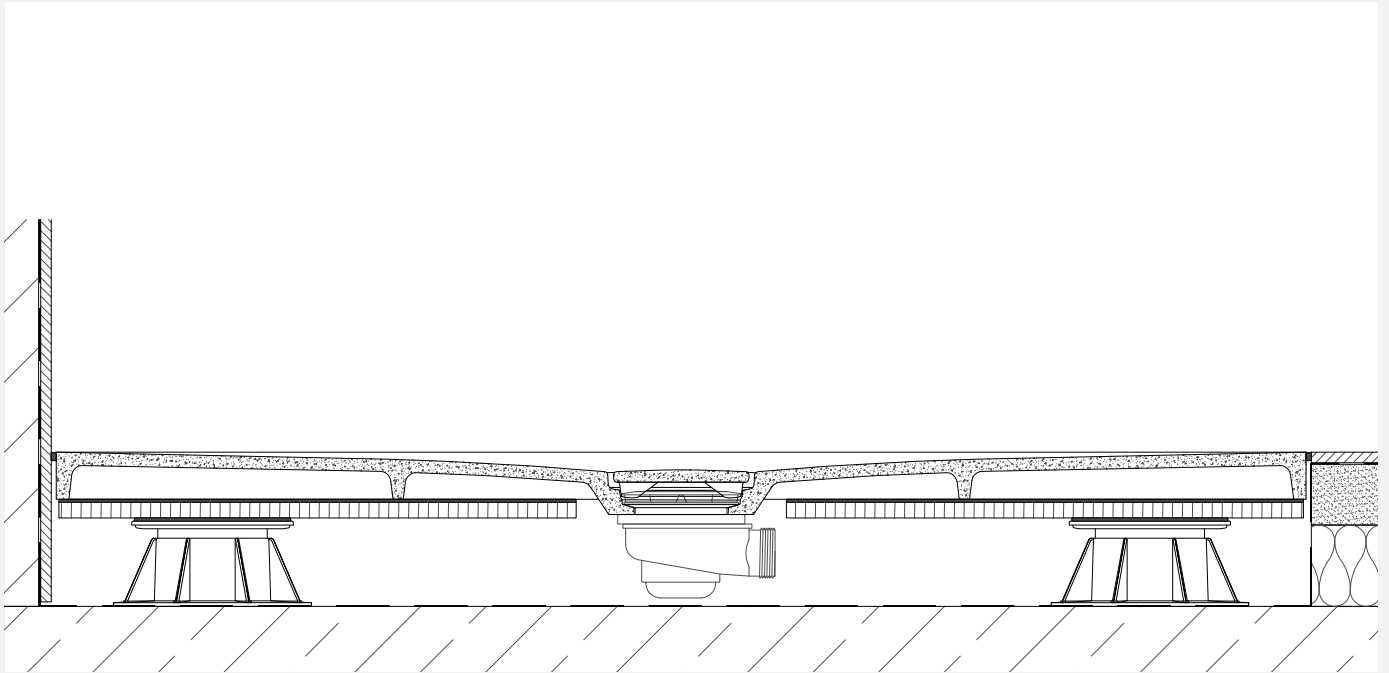


DW-MA-100-100: 1000 X 1000 MM
 DW-MA-100-120: 1000 X 1200 MM
 DW-MA-100-140: 1000 X 1400 MM
 DW-MA-100-160: 1000 X 1600 MM
 DW-MA-100-180: 1000 X 1800 MM

1000er

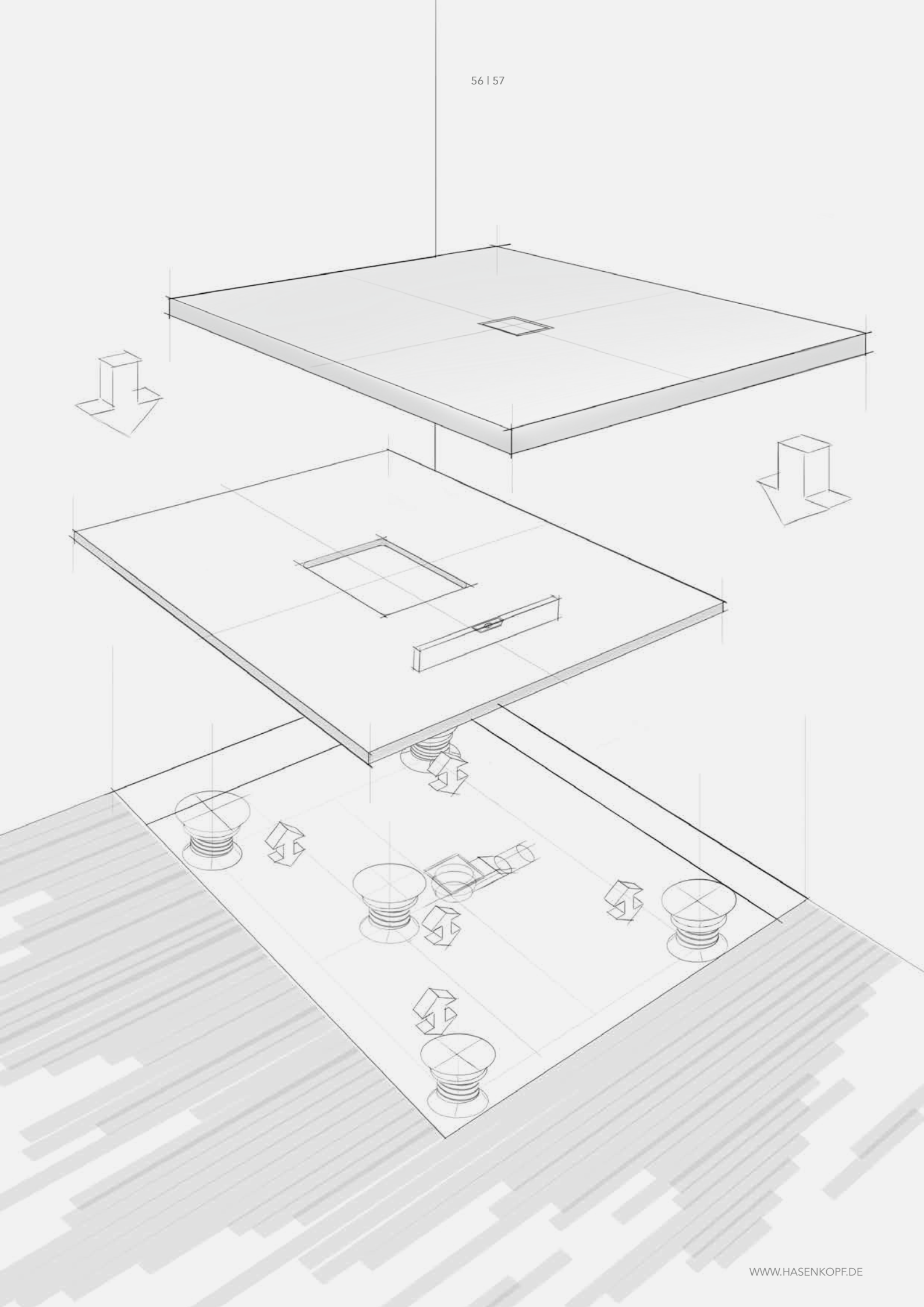
INSTALLATION & ASSEMBLY

ASSEMBLY SYSTEM FOR SHOWER TRAY



MORE INFORMATIONEN

SPECIAL FEATURES	APPURTENANCE	INSTALLATION	PLEASE NOTE
<p>EASY AND QUICK INSTALLATION</p> <ul style="list-style-type: none"> › fast installation due to appropriate included installation kit › high stability › easy alignment of the shower tray due to the use of supports <p>INSTALLATION</p> <ul style="list-style-type: none"> › space-saving installation › installation flush with the floor: possible from a structural height of 63 mm › adjustment range of the supports: 30 mm to 123 mm 	<p>ART.NO.: DW-MONTAGE</p> <ul style="list-style-type: none"> › waterproof plywood panel 15 mm thick › adjustment range of the supports: 30 - 123 mm; depending on the size of the shower tray 5 or 7 pieces (indicate structural height when placing the order) › non-slip pads and non-slip mats with acoustic decoupling › detailed installation instructions › drain fitting Geberit Uniflex D90 optionally available 	<p>WITH INSTALLATION KIT</p> <ul style="list-style-type: none"> › position supports on the floor and adjust the height accordingly › put non-slip pads on the supports › put plywood panel on the supports › place non-slip mat on the plywood panel › insert shower tray and check position 	<p>PLEASE NOTE:</p> <ul style="list-style-type: none"> › Sealing acc. DIN 18534 to the building structure must take place on site.







SOLID SURFACE BATHTUBS

BATHTUBS
BWP
PURISTIC SHAPES

[S. 62]



BATHTUBS
BWT
WAISTED SHAPES

[S. 64]



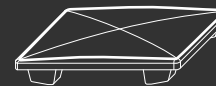
BATHTUBS
BWS
SOFT SHAPES

[S. 66]



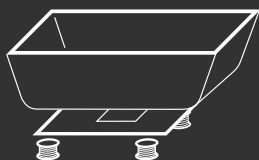
SYSTEM WITH
COVERED DRAIN

[S. 68]



INSTALLATION &
ASSEMBLY

[S. 70]





MIRAKLON® BWP PURISTIC SHAPES

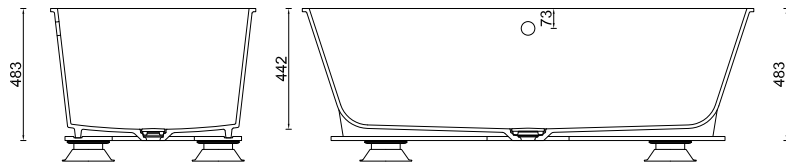
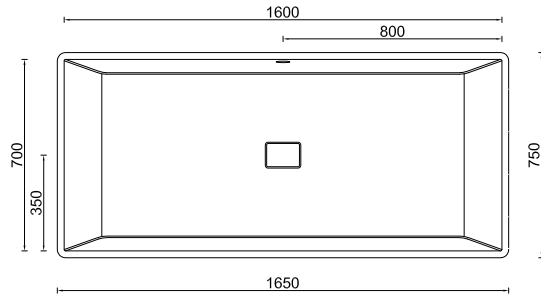


DETAILS

- › cast Miraklon® bathtub from Hasenkopf
- › with bore holes for overflow or water inlet
- › with covered drain (centre)
- › dimensions of drain cover (W/D): 120 x 85 mm
- › standardly prepared for drain fittings Viega Multiplex, other drain fittings can be installed by the customer
- › plus external surfaces/visible edges made to measure
- › DXF data at www.hasenkopf.de/en/downloads
- › installation kit optionally available [→ S. 104]

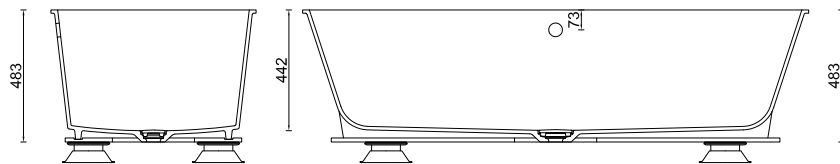
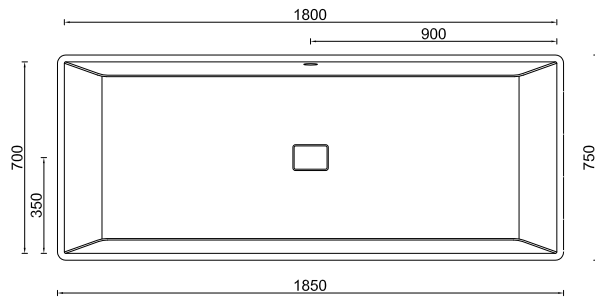
COLOURS

- › Miraklon® Edelweiss matching Corian Glacier White
- › Miraklon® Modern White matching Corian Designer White
- › Miraklon® Classic White matching Hi-Macs Alpine White
- › available in all Corian and Hi-Macs colours:
BWP-160-70 (equivalent to thermoformed BW2 bathtub),
covered drain is optional



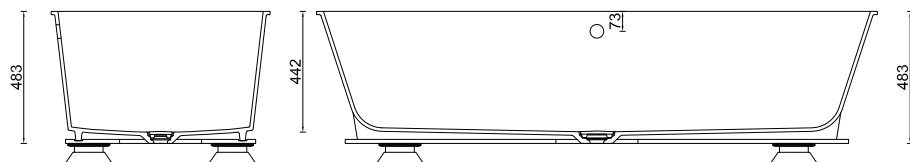
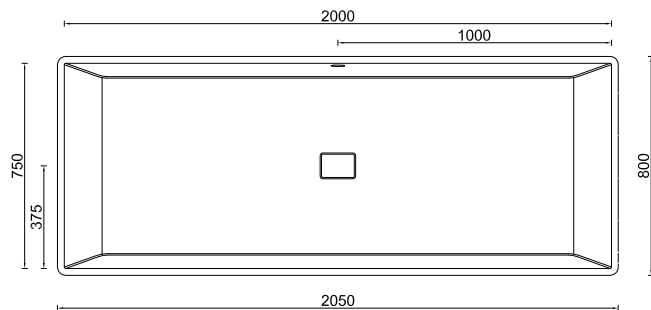
INTERNAL DIMENSION
(W/D/H): 1600 X 700 X 442 MM
CAPACITY: 279 L
WEIGHT WHEN EMPTY: 63 KG

BWP-160-70



INTERNAL DIMENSION
(W/D/H): 1800 X 700 X 442 MM
CAPACITY: 345 L
WEIGHT WHEN EMPTY: 72 KG

BWP-180-70



INTERNAL DIMENSION
(W/D/H): 2000 X 750 X 442 MM
CAPACITY: 419 L
WEIGHT WHEN EMPTY: 82 KG

BWP-200-75

MIRAKLON® BWT WAISTED SHAPES



DETAILS

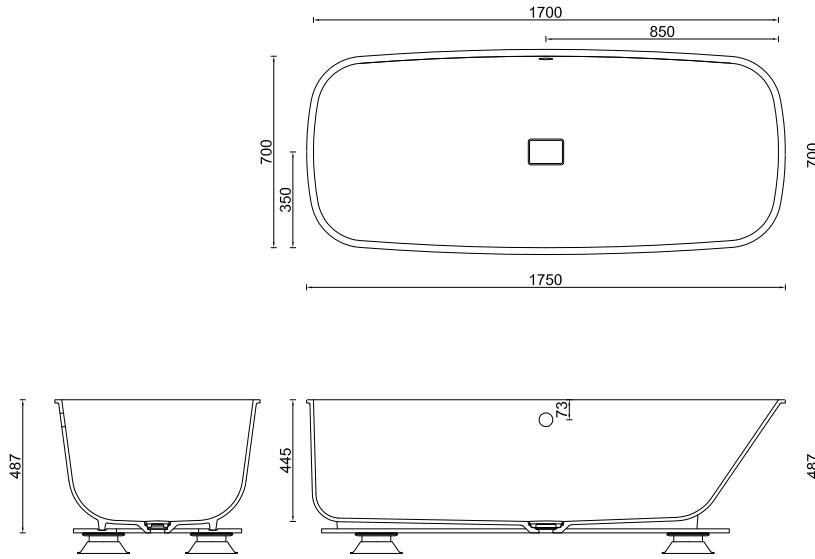
- › cast Miraklon® bathtub from Hasenkopf
- › with bore holes for overflow or water inlet
- › with covered drain (centre)
- › dimensions of drain cover (W/D): 120 x 85 mm
- › standardly prepared for drain fittings Viega Multiplex, other drain fittings can be installed by the customer
- › plus external surfaces/visible edges made to measure
- › DXF data at www.hasenkopf.de/en/downloads
- › installation kit optionally available [→ S. 104]

COLOURS

- › Miraklon® Edelweiss matching Corian Glacier White
- › Miraklon® Modern White matching Corian Designer White
- › Miraklon® Classic White matching Hi-Macs Alpine White
- › available in all Corian and Hi-Macs colours:
 - BWT-D-170-70 (equivalent to thermoformed Curva1D bathtub), covered drain is optional
 - BWT-170-70 (equivalent to thermoformed Curva1 bathtub), covered drain is optional

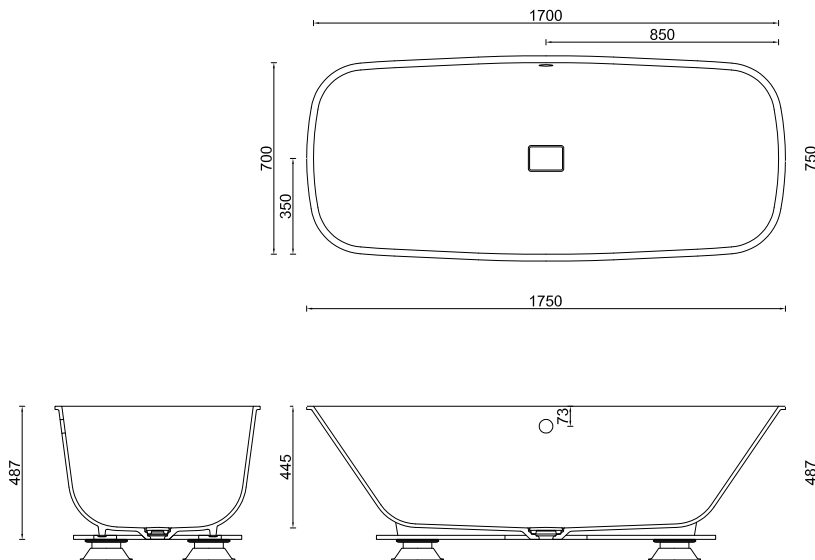
INTERNAL DIMENSION
 (W/D/H): 1700 X 700 X 445 MM
 CAPACITY: 280 L
 WEIGHT WHEN EMPTY: 60 KG

BWT-D-170-70



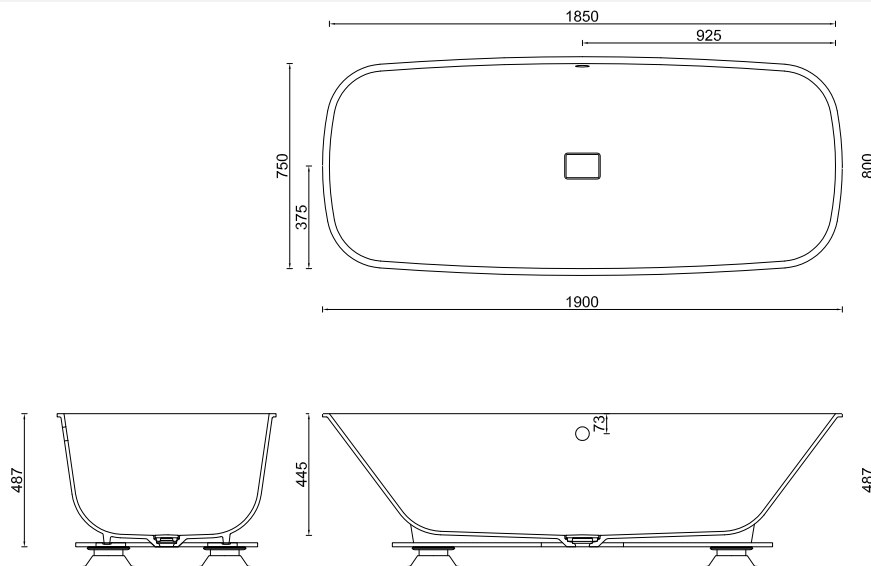
INTERNAL DIMENSION
 (W/D/H): 1700 X 700 X 445 MM
 CAPACITY: 246 L
 WEIGHT WHEN EMPTY: 60 KG

BWT-170-70



INTERNAL DIMENSION
 (W/D/H): 1850 X 750 X 445 MM
 CAPACITY: 287 L
 WEIGHT WHEN EMPTY: 65 KG

BWT-185-75



MIRAKLON® BWS SOFT SHAPES



DETAILS

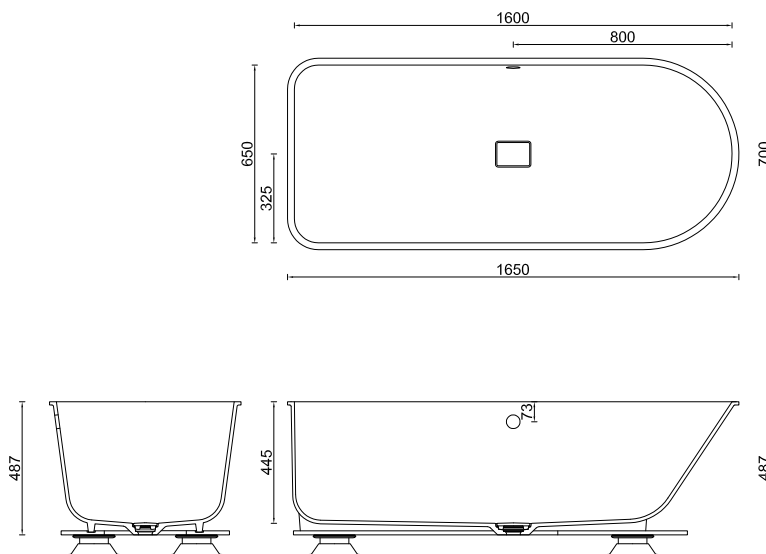
- › cast Miraklon® bathtub from Hasenkopf
- › with bore holes for overflow or water inlet
- › with covered drain (centre)
- › dimensions of drain cover (W/D): 120 x 85 mm
- › standardly prepared for drain fittings Viega Multiplex, other drain fittings can be installed by the customer
- › plus external surfaces/visible edges made to measure
- › DXF data at www.hasenkopf.de/en/downloads
- › installation kit optionally available [→ S. 104]

COLOURS

- › Miraklon® Edelweiss matching Corian Glacier White
- › Miraklon® Modern White matching Corian Designer White
- › Miraklon® Classic White matching Hi-Macs Alpine White
- › available in all Corian and Hi-Macs colours:
 - BWS-D-160-65 (equivalent to thermoformed Curva2D bathtub), covered drain is optional
 - BWS-160-65 (equivalent to thermoformed Curva2 bathtub), covered drain is optional

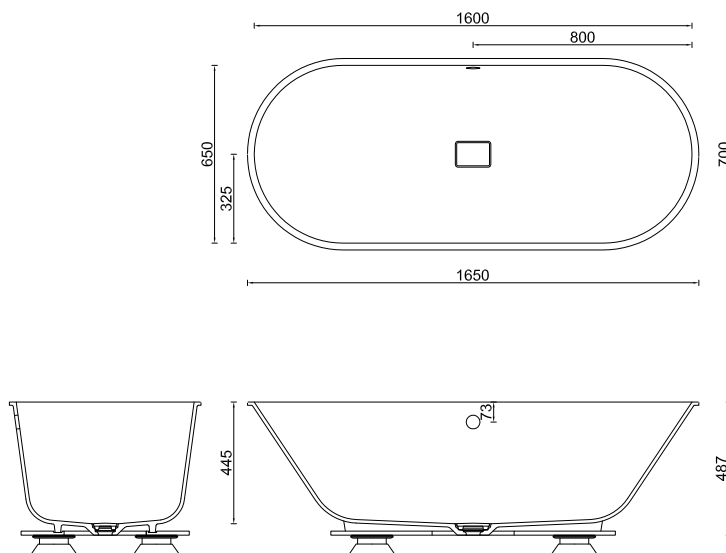
INTERNAL DIMENSION
 (W/D/H): 1600 X 650 X 445 MM
 CAPACITY: 256 L
 WEIGHT WHEN EMPTY: 57 KG

BWS-D-160-65



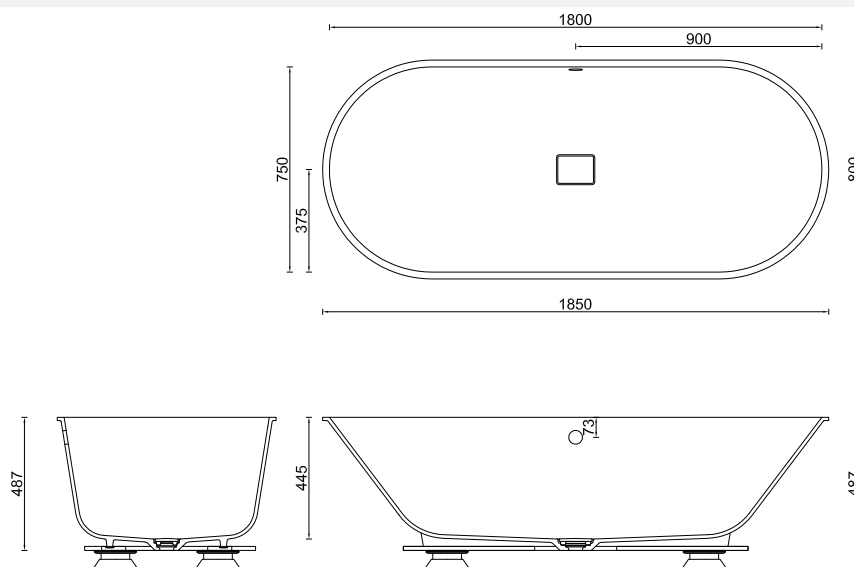
INTERNAL DIMENSION
 (W/D/H): 1600 X 650 X 445 MM
 CAPACITY: 210 L
 WEIGHT WHEN EMPTY: 51 KG

BWS-160-65




INTERNAL DIMENSION
 (W/D/H): 1800 X 750 X 445 MM
 CAPACITY: 271 L
 WEIGHT WHEN EMPTY: 61 KG

BWS-180-75



MIRAKLON® BATHTUBS SYSTEM WITH COVERED DRAIN



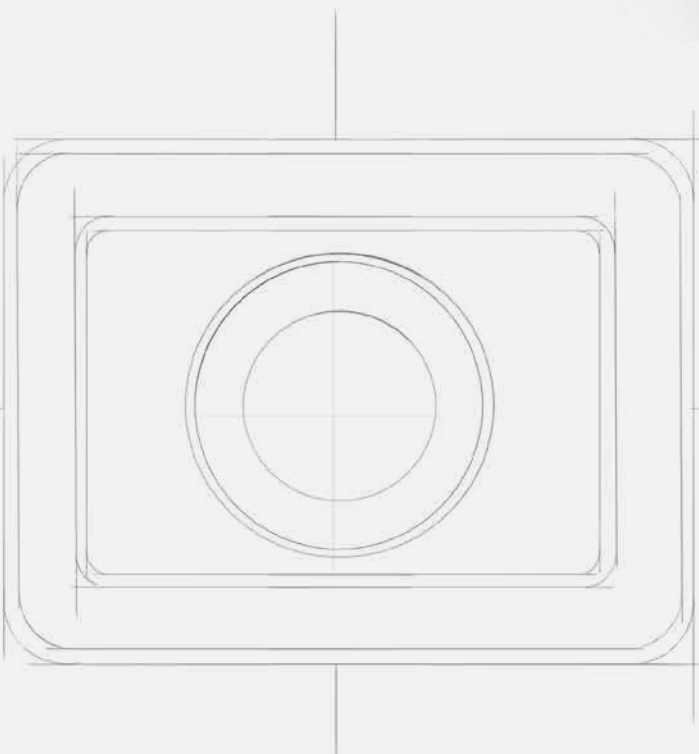
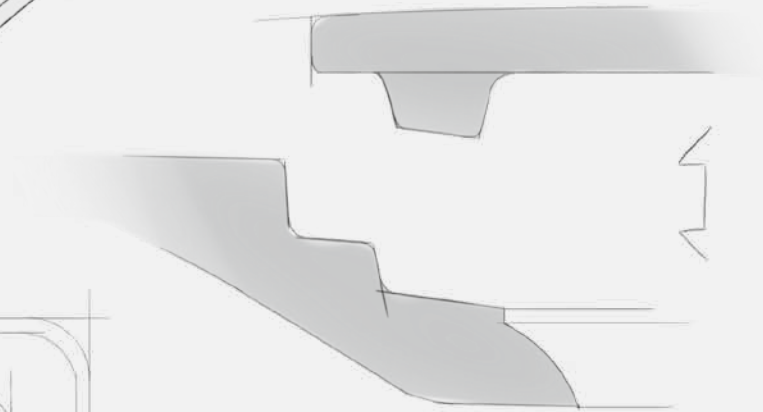
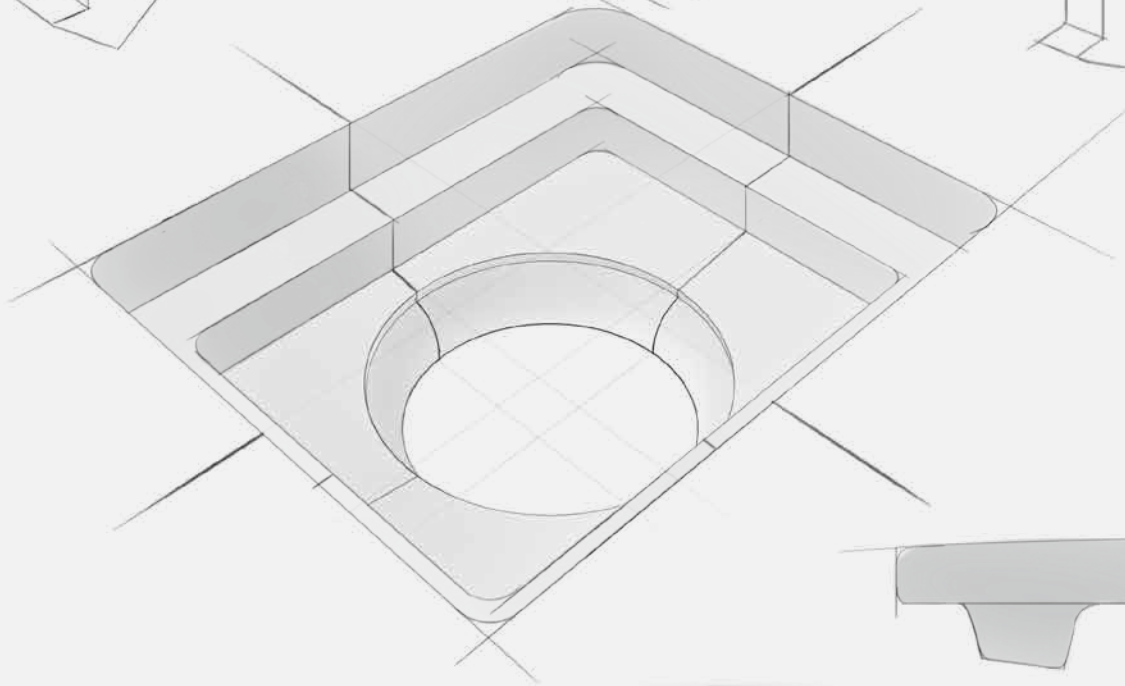
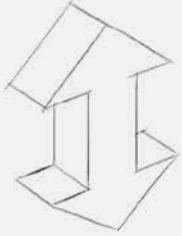
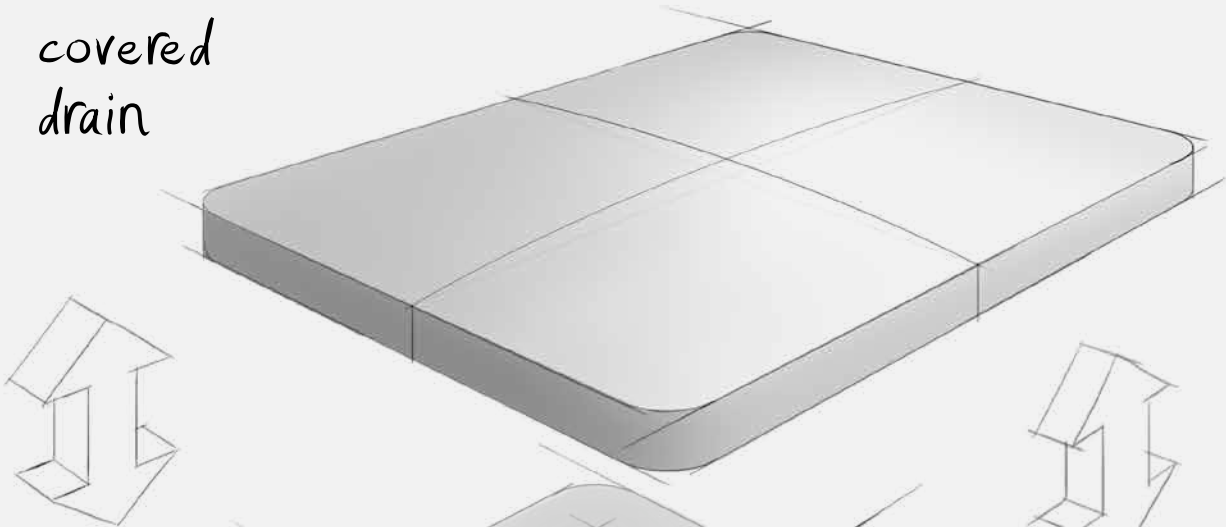
DETAILS

- › for consistent design with complete functionality, dimensions of drain cover (W/D): 120 x 85 mm
- › top of cover curved for optimum water drainage
- › bathtub and drain cover made from the same material
- › standardly prepared for drain fittings Viega Multiplex, other drain fittings can be installed by the customer
- › drainage area easy to clean due to coves
- › exact fit due to conical feet

COLOURS

- › Miraklon® Edelweiss matching Corian Glacier White
- › Miraklon® Modern White matching Corian Designer White
- › Miraklon® Classic White matching Hi-Macs Alpine White

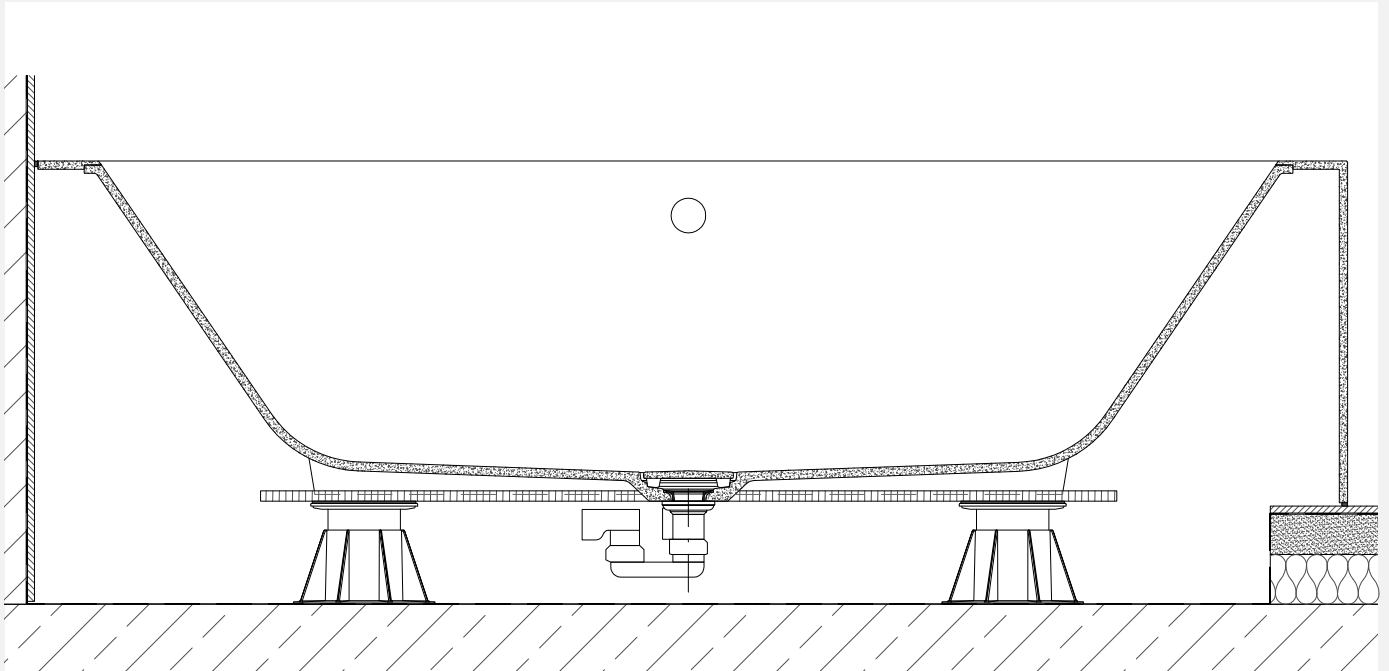
covered
drain



sectional view
of cast element

INSTALLATION & ASSEMBLY

ASSEMBLY SYSTEM FOR BATHTUB



MORE INFORMATIONEN

SPECIAL FEATURES

EASY AND QUICK INSTALLATION

- › fast installation due to appropriate included installation kit
- › high stability
- › easy alignment of the bathtub due to the use of supports

INSTALLATION

- › space-saving installation
- › adjustment range of the supports: 30 mm to 123 mm

APPURTENANCE

ART.NO.: BW-MONTAGE

- › waterproof plywood panel 15 mm thick
- › adjustment range of the supports: 30 - 123 mm; depending on the size of the bathtub 4 or 6 pieces (indicate structural height when placing the order)
- › non-slip pads and non-slip mats with acoustic decoupling
- › detailed installation instructions
- › drain fitting Viega Multiplex optionally available

INSTALLATION

WITH INSTALLATION KIT

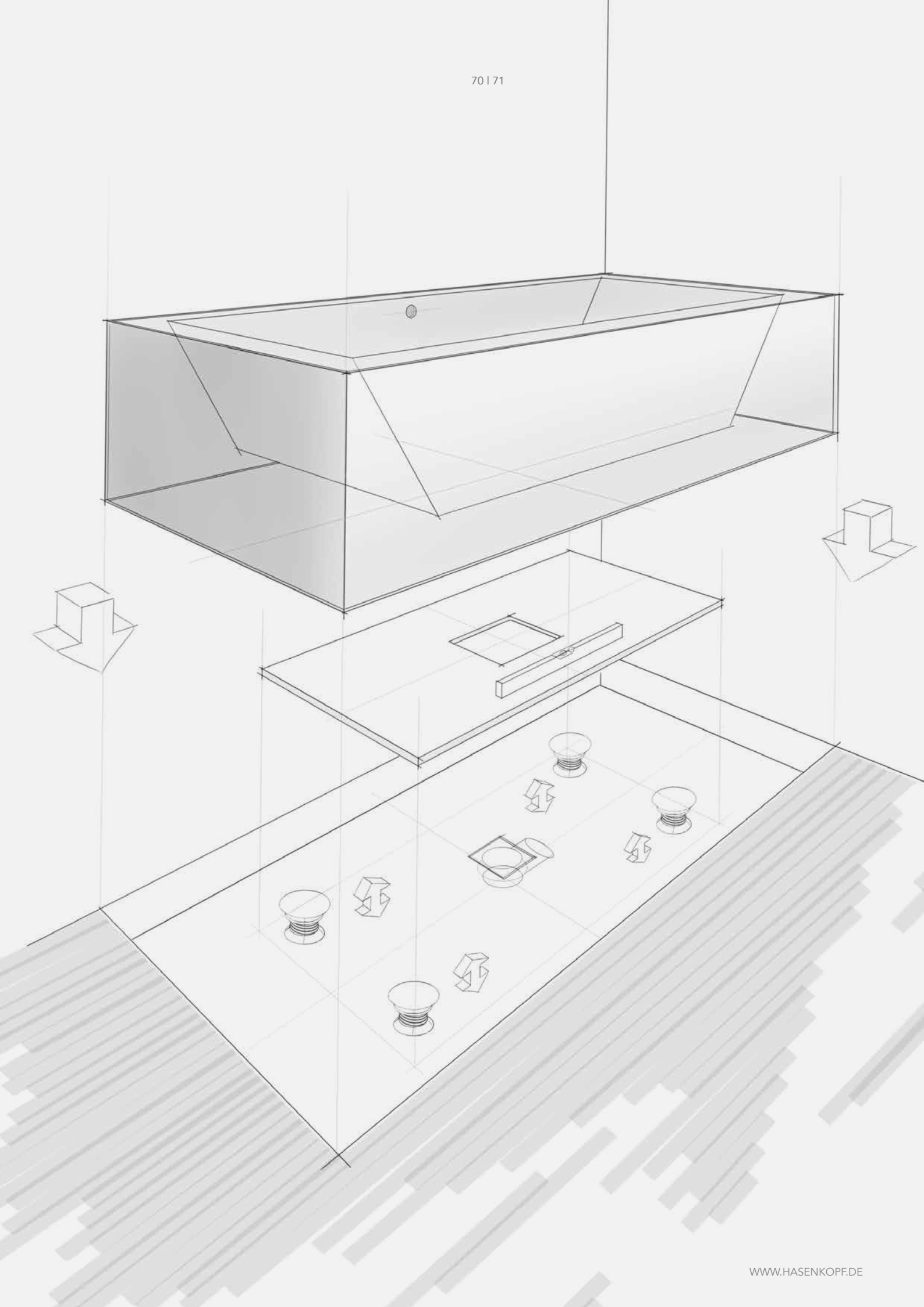
- › position supports on the floor and adjust the height accordingly
- › put non-slip pads on the supports
- › put plywood panel on the supports
- › insert bathtub and check position

PLEASE NOTE

PLEASE NOTE:

- › Sealing acc. DIN 18534 to the building structure must take place on site.
- › standardly prepared for drain fittings Viega Multiplex

70171



WORKSPACE



72173



PREFORMS SINKS

FONTANA FSP
PURISTIC SHAPES

[S. 76]



74 175



FONTANA FSP PURISTIC SHAPES

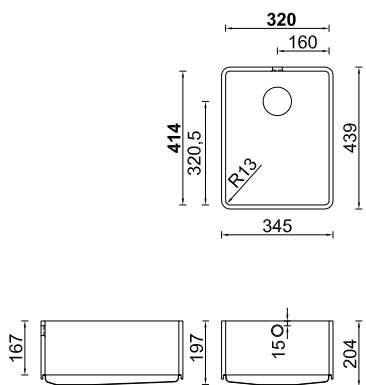


DETAILS

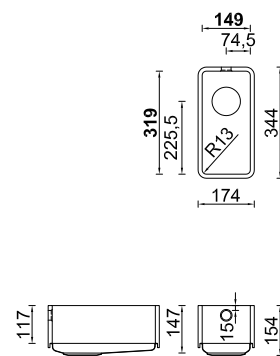
- › thermoformed Fontana single bowl sinks from Hasenkopf
- › wall thickness: 12 mm
- › heat-proof stainless-steel bottom
- › available with or without overflow
- › all inside corner produced with inside radius
- › including drain fitting for 88 mm diameter drain hole, hand or eccentric operation
- › DXF data at www.hasenkopf.de/en/downloads

COLOURS

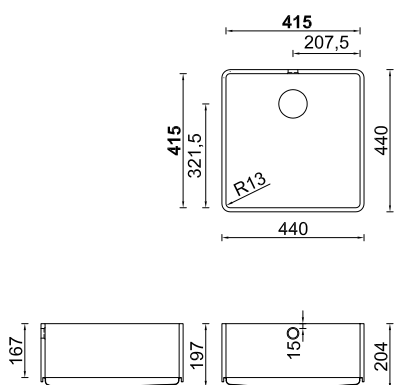
- › available in all Corian or Hi-Macs colours



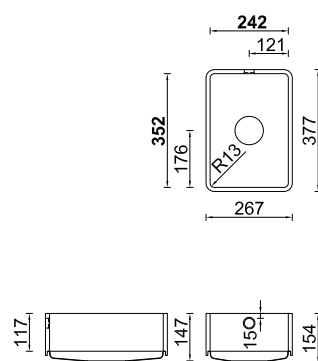
FSP-30



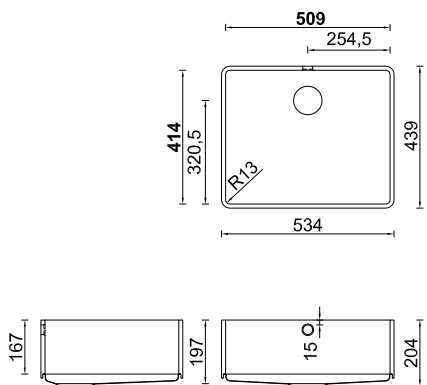
FSP-15



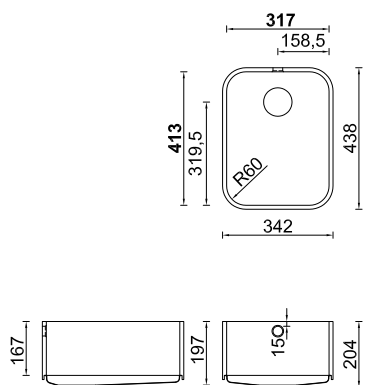
FSP-44



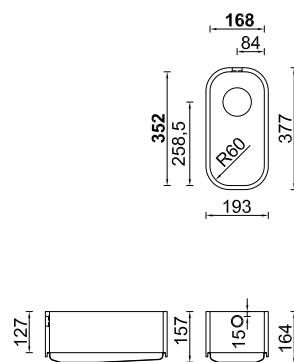
FSP-35



FSP-50



FSP-851



FSP-853

OUR OFFER FOR YOUR SUCCESS



Machining

+



Forming

+



Casting

CREATING MORE VALUE TOGETHER

Our customers from trade and industry, design and architecture value us as a reliable and competent partner for any kind of challenge. With experience and up-to-date know-how in the processing techniques of machining, thermoforming and casting, we supplement your own skills and give you the opportunity to win challenging projects and orders for yourself. As part of an efficient value chain, we enhance your capacity and support you with the successful realisation of your projects. Let us convince you of our offer for your success.

MANY POSSIBILITIES A STRONG PARTNER

SOLUTIONS FROM HASENKOPF

With progressive processing techniques and a wide-ranging expertise in a variety of premium materials, we offer our customers and partners tailor-made solutions for almost all areas of life and work, as well as support from project planning through to the final implementation.

SOLID SURFACE

With two and three-dimensional processing methods, we can bring high-quality solid surface materials into almost any shape and produce, for example, basins, worktops, counters and wall claddings out of them. With our own solid surface brand MIRAKLON®, we use a casting process to effectively produce 3D moulded parts, even in a small series, which can be used in the sanitary sector, for example.

WOOD

Since 1964, we have been using wood and wood-based materials to manufacture high-quality, ready-to-install drawer systems. On request, we work with our processing partners to realise larger projects.

ACRYLIC

Translucency, a number of possibilities for colours and shapes and its ultra-smooth surface make the material acrylic, which is homogeneously coloured right through, into a very versatile material which can be used, for example, for a high-quality interior design.

GYP SUM FIBREBOARD

Due to their high material density, gypsum fibreboards are extremely solid and non-flammable. The homogeneous structure gives rise to a wide variety of design possibilities. Thus, gypsum fibreboards are predestined for use in public buildings and halls.

AND MORE

On request, we are happy to combine different materials or process other premium materials from other manufacturers. This allows us to find the right material for every customer requirement.

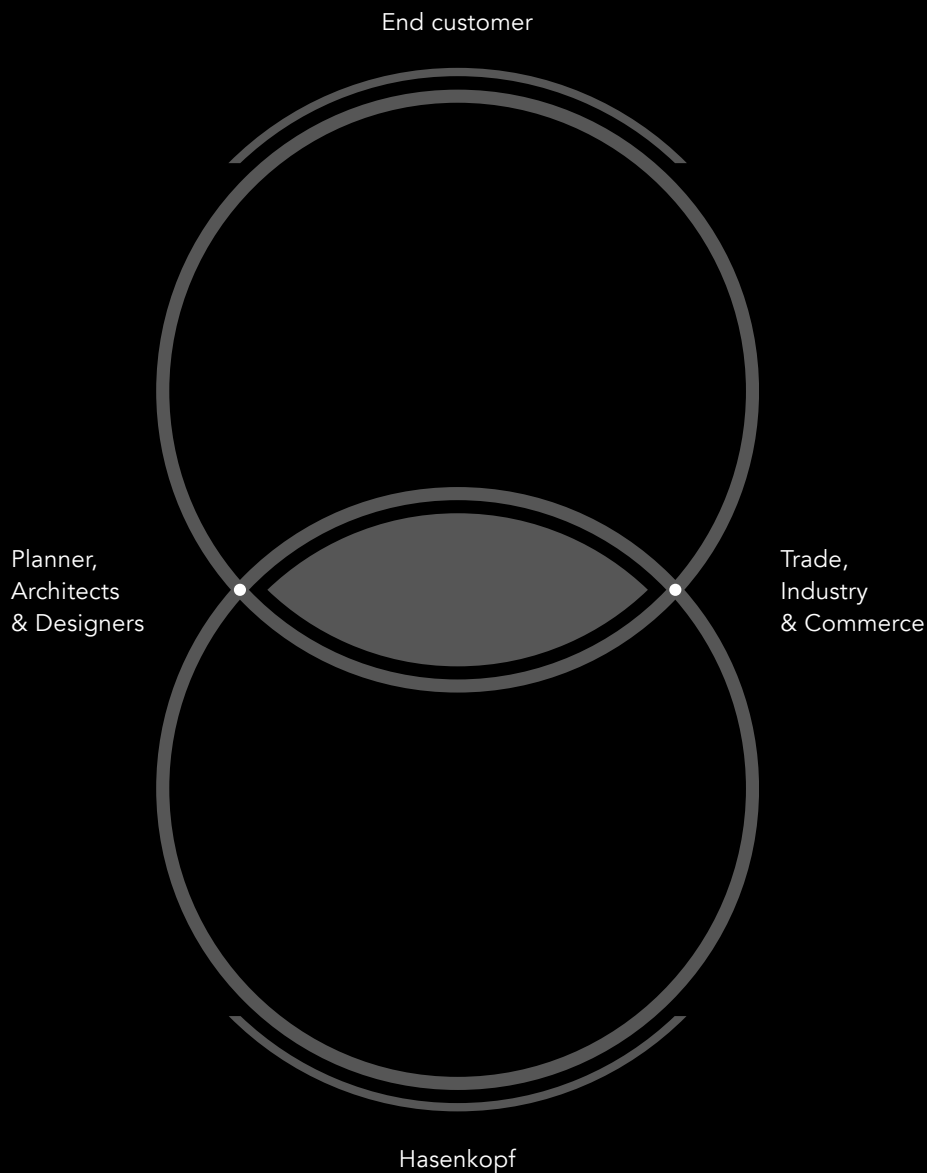


Information on flammability, cleaning and care, as well as manufacturer certificates, are available to download at www.hasenkopf.de/en/downloads.

Miraklon® and Frescata® are registered trademarks belonging to Hasenkopf Industrie Manufaktur GmbH & Co KG. Corian® is a registered trademark belonging to DuPont™. Hi-Macs® is a registered trademark belonging to LG.

PUBLISHER Hasenkopf Industrie Manufaktur GmbH & Co.KG · Stöckelstraße 1–2 · 84561 Mehring · www.hasenkopf.de
CREDITS ©Hasenkopf Industrie Manufaktur

HASENKOPF INDUSTRIE MANUFAKTUR YOUR STRONG PARTNER IN THE BACKGROUND



For planners, architects and designers, we open up completely new possibilities of creative design – with innovative materials and state-of-the-art technologies. Trade, industry and commerce can rely on us as an efficient specialist supplier. We do not make an appearance on the end customer's premises. The success belongs to you – our customers and partners.

WE ARE INDIVIDUAL & VERSATILE

HOME & LIVING

Design in a single piece and in a project

[Photo: © 247billiards]



BATHING & WASHING

Individual showers, basins and bathtubs

[Photo: © Hasenkopf Industrie Manufaktur]



COOKING & EATING

Easy-care, jointless and modern surfaces

[Photo: © Karen Massine]



WORKING & DISCUSSING

Representative individual long-living uniques

[Photo: © Peter Eichler]



CLADDING & REFURBISHING

Elegant wall design in the exterior and interior

[Photo: © Andreas Frisch]



PRESENTING & SELLING

Optimal presentation of products and services

[Photo: © Vodafone]



HEALING & CARING

Poreless surfaces for hygienic areas

[Photo: © KaVo Dental]



STORING & ORGANISING

Individual drawers and dividers made to measure

[Photo: © Hasenkopf Industrie Manufaktur]



CATERING & WELCOMING

Solutions in geometric and organic forms

[Photo: © www.spitzbart.at]



LIGHTING & REFINING

Harmonious lighting effects and Frescata milling

[Photo: © egger3.at]



seit 1964

HASENKOPF
INDUSTRIE
MANUFAKTUR

WE TAKE INDIVIDUAL IDEAS AND
GIVE THEM THE PERFECT SHAPE FOR
LARGE SCALE PRODUCTION.

T +49 . (0)86 77 . 98 47-50
CORIAN@HASENKOPF.DE